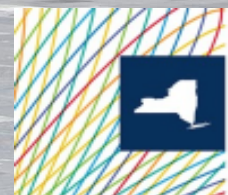


NYS CAMPAIGN CONTRIBUTION LIMITS

Business Entities,
Individual, & Family
Limits



The
Business
Council

Corporations, LLCs, & PLLCs

Corporations

A corporation may contribute up to a total of \$5,000 per calendar year. Each affiliated or subsidiary corporation has its own limit if it is a separate legal entity. The \$5,000 limit does not apply to funds given to housekeeping, independent expenditure, or ballot proposition committees.

LLCs & PLLCs

An LLC or PLLC may contribute up to \$5,000 per calendar year. All contributions made to a campaign or political committee by an LLC/PLLC shall be attributed to each member of the LLC/PLLC in proportion to the member's ownership interest in the company. Attribution is required from the first dollar. By December 31st of any year in which an LLC/PLLC makes a contribution or expenditure, the LLC/PLLC must file with the New York State Board of Elections a statement of identity of all direct and indirect owners of the membership interests in the company and the proportion of each direct or indirect member's ownership interest. The \$5,000 limit does not apply to funds given to housekeeping, independent expenditure, or ballot proposition committees.

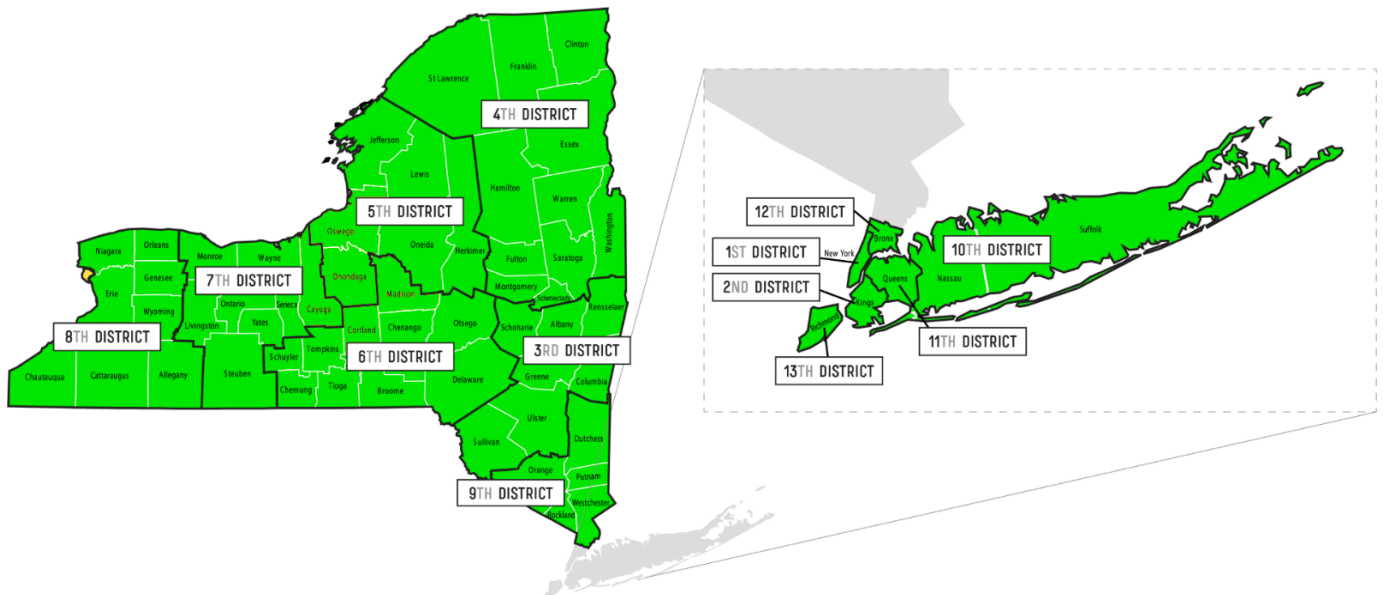
Please note: Sole proprietors' contributions are from the owner and must be listed as such. Partnership contributions are contributions from the partners individually, but they are not listed individually until the partnership contribution exceeds \$2500. Once that threshold is crossed, the filer must also attribute the contribution to the individual partner(s).

PACs

Party or Constituted Committees may receive no more than \$117,300 from any individual contributor in a calendar year and up to \$5,000 from a corporation/LLC/PLLC. There are no limits on contributions to a Party or Constituted committee for Housekeeping expenses

SUPREME COURT LIMITS

DISTRICT	NON-FAMILY	FAMILY
1	\$50,000	\$100,000
2	\$50,000	\$100,000
3	\$28,645.65	\$100,000
4	\$28,974.35	\$100,000
5	\$31,606.70	\$100,000
6	\$22,371.75	\$100,000
7	\$40,322.50	\$100,000
8	\$50,000	\$100,000
9	\$50,000	\$100,000
10	\$50,000	\$100,000
11	\$50,000	\$100,000
12	\$38,432.95	\$100,000
13	\$15,916.10	\$79,580.50



INDIVIDUAL LIMITS (NON-FAMILY)

State Senate Primary - \$7,500

State Senate General - \$11,800

State Assembly Primary - \$4,700

State Assembly General - \$4,700

Statewide General - \$47,100

Statewide Primary:

Primary Limits	Limits
Democratic	\$22,600
Republican	\$13,724
Conservative	\$7,500
Working Families	\$7,500

Family Limits

Senate

The family limit for a Senate Primary is \$20,000, except for the districts and political parties indicated below, where the result is higher because of higher enrollment numbers

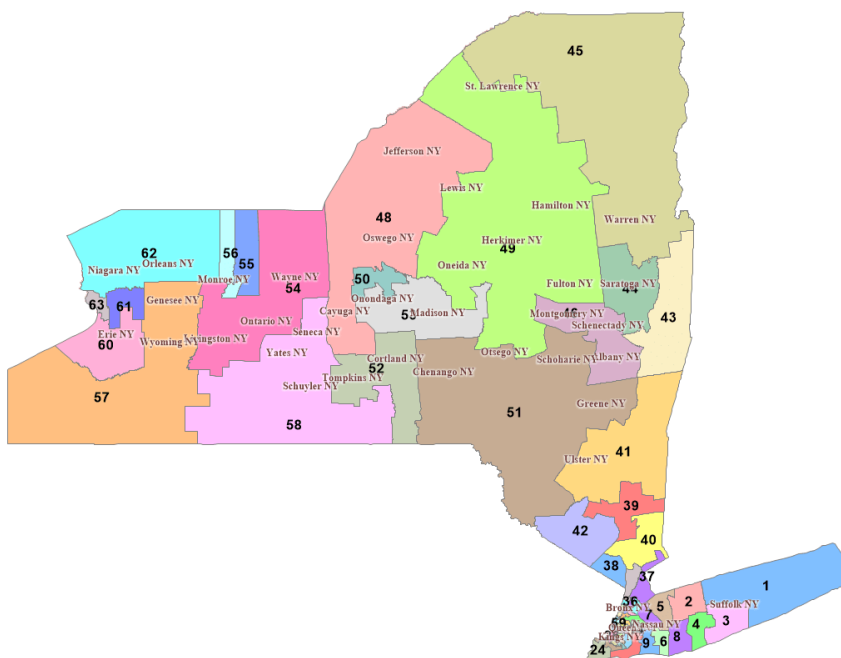
District	Amount	Party
2	\$20,328.75	R
4	\$23,630.00	R
5	\$22,216.00	D
6	\$20,938.25	D
7	\$23,190.00	D
8	\$23,714.75	D
9	\$24,414.75	D
10	\$30,011.00	D
11	\$22,063.00	D
12	\$30,011.50	D
13	\$22,405.75	D
14	\$35,858.50	D
15	\$24,636.75	D
16	\$22,326.00	D
17	\$25,149.50	D
18	\$37,259.50	D
19	\$35,179.25	D
20	\$42,173.50	D
21	\$39,045.50	D
22	\$25,604.25	D
23	\$28,068.75	D
24	\$20,656.50	R

General

District	Amount
1	\$55,962.75
2	\$57,091.25
3	\$45,408.50
4	\$60,319.25
5	\$55,334.75
6	\$53,108.75
7	\$55,950.25
8	\$59,236.25
9	\$58,325.25
10	\$43,842.00
11	\$41,332.25
12	\$45,418.25
13	\$32,988.25
14	\$47,821.50
15	\$44,924.75
16	\$40,914.25
17	\$40,443.50
18	\$48,781.25
19	\$47,135.75
20	\$52,257.75
21	\$49,318.50
22	\$43,338.00

25	\$38,831.50	D
28	\$27,563.50	D
29	\$32,018.75	D
30	\$33,169.00	D
31	\$33,320.75	D
32	\$40,553.50	D
33	\$41,857.75	D
34	\$32,648.50	D
35	\$28,908.00	D
36	\$27,933.00	D
37	\$25,912.00	D
38	\$33,808.75	D
39	\$23,332.50	D
40	\$22,831.00	D
41	\$21,358.50	D
42	\$22,411.50	D
45	\$24,466.50	D
47	\$21,795.75	R
48	\$22,655.25	D
49	\$21,864.00	R
53	\$20,469.75	D
54	\$21,226.75	R
56	\$23,592.75	D
57	\$22,193.00	D
58	\$20,044.75	R
59	\$22,485.00	R
60	\$25,520.25	D
61	\$22,500.75	D
62	\$20,979.75	R
63	\$28,147.75	D

23	\$47,038.00
24	\$53,477.00
25	\$47,777.25
26	\$37,744.50
27	\$34,528.00
28	\$47,942.50
29	\$47,542.25
30	\$48,788.00
31	\$42,488.50
32	\$51,118.50
33	\$53,604.25
34	\$42,084.25
35	\$37,775.25
36	\$43,387.75
37	\$47,652.00
38	43,146.75
39	\$50,087.50
40	\$48,846.75
41	\$48,725.00
42	\$55,587.25
43	\$55,439.25
44	\$50,327.75
45	\$50,015.25
46	\$50,473.75
47	\$53,624.50
48	\$57,493.50
49	\$51,987.00
50	\$46,003.25
51	\$51,147.00
52	\$52,497.00
53	\$48,820.50
54	\$52,775.75
55	\$45,538.75
56	\$54,079.25
57	\$47,907.25
58	\$49,725.50
59	\$50,992.75
60	\$51,621.50
61	\$58,444.25
62	\$54,617.75
63	\$48,495.75



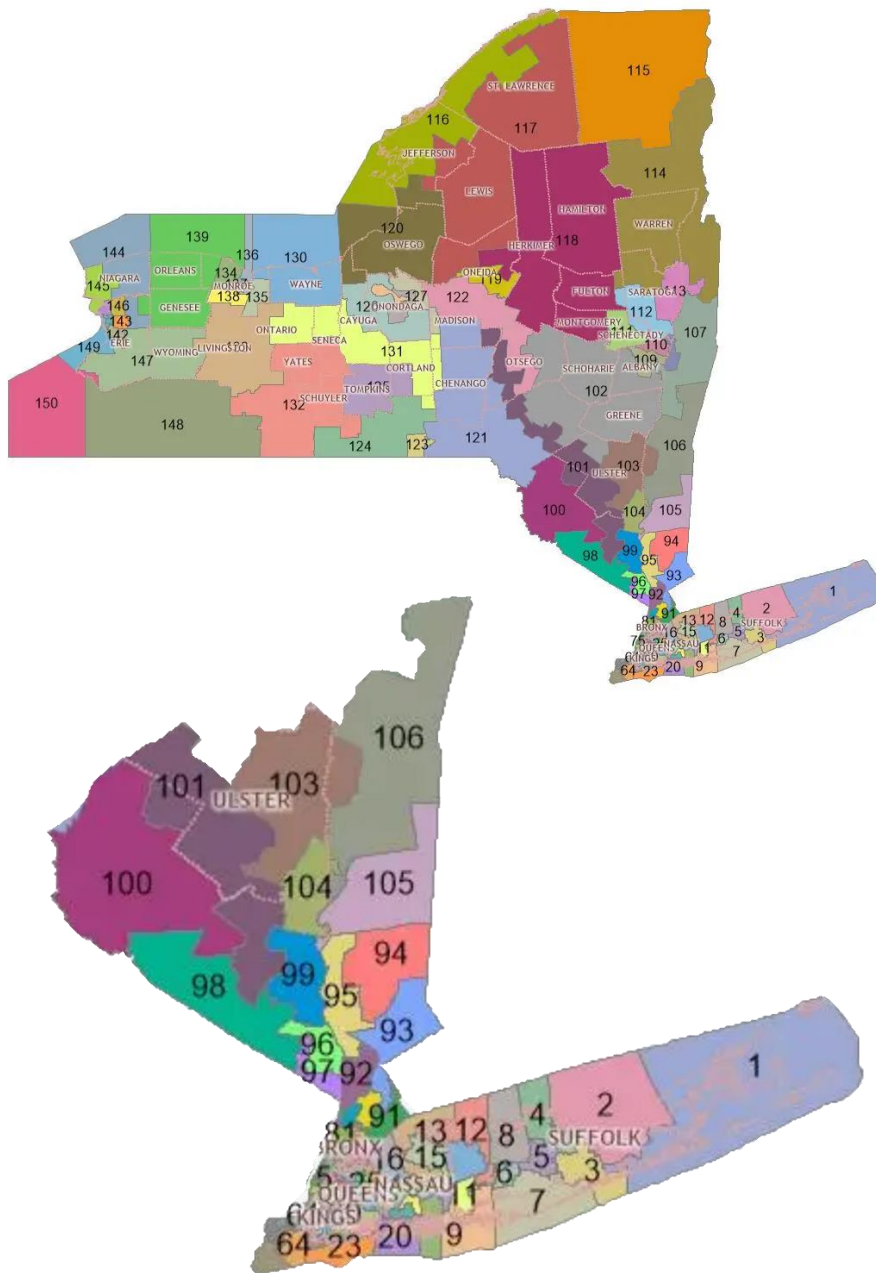
State Assembly

The family limit for an Assembly Primary is \$12,500, except for the districts and political parties indicated below, where the result is higher because of higher enrollment numbers.

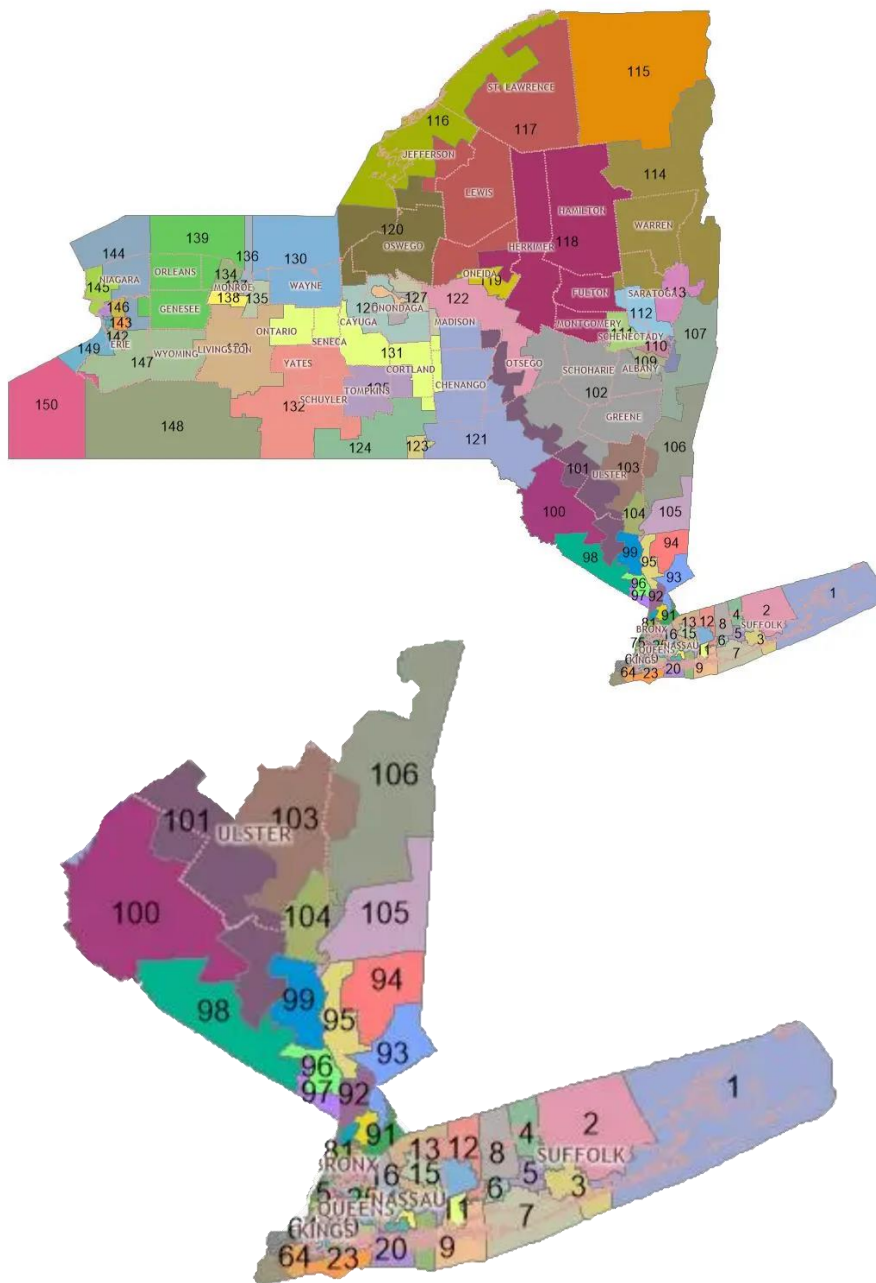
District	Amount	Party
18	\$12,519.75	D
29	\$15,931.25	D
31	\$12,779.75	D
32	\$14,708.00	D
33	\$15,862.50	D
36	\$13,443.25	D
42	\$15,563.25	D
43	\$18,260.00	D
44	\$16,533.25	D
50	\$14,602.75	D
52	\$19,084.50	D
53	\$16,703.75	D
54	\$13,019.50	D
55	\$15,040.25	D
56	\$18,549.50	D
57	\$18,740.50	D
58	\$16,030.25	D
59	\$13,229.75	D
60	\$15,437.50	D
65	\$14,019.25	D
66	\$14,741.50	D
67	\$14,893.00	D
68	\$16,372.50	D
69	\$17,773.00	D
70	\$18,632.25	D
71	\$17,610.75	D
72	\$16,520.25	D
74	\$14,113.25	D
75	\$13,693.25	D
76	\$13,016.75	D
77	\$13,228.25	D
79	\$14,023.00	D
81	\$12,771.00	D
82	\$12,777.50	D
83	\$14,236.25	D
84	\$13,680.50	D
85	\$13,615.50	D
87	\$13,309.75	D
89	\$12,830.75	D
141	\$14,318.75	D

General

District	Amount
1	\$22,997.25
2	\$23,469.50
3	\$21,444.00
4	\$22,806.75
5	\$23,430.25
6	\$15,733.75
7	\$23,807.25
8	\$25,464.25
9	\$24,226.00
10	\$23,001.00
11	\$21,155.50
12	\$23,770.00
13	\$21,613.25
14	\$27,100.75
15	\$24,849.75
16	\$24,684.75
17	\$24,686.50
18	\$19,003.75
19	\$24,142.25
20	\$23,177.25
21	\$25,135.00
22	\$22,912.00
23	\$18,903.75
24	\$17,943.75
25	\$16,073.25
26	\$19,728.75
27	\$16,680.75
28	\$20,157.25
29	\$20,364.50
30	\$16,217.50
31	\$17,080.25
32	\$18,646.75
33	\$21,384.75
34	\$17,211.75
35	\$13,571.50
36	\$19,812.00
37	\$18,486.50
38	\$16,028.75
39	\$13,742.00
40	\$13,248.25
41	\$19,918.50



42	\$19,850.00
43	\$22,788.50
44	\$22,324.75
45	\$15,891.75
46	\$20,206.25
47	\$14,983.50
48	\$14,121.75
49	\$13,049.25
50	\$19,863.75
51	\$15,439.75
52	\$24,883.00
53	\$21,454.50
54	\$17,262.50
55	\$18,635.25
56	\$22,655.75
57	\$22,947.25
58	\$19,515.50
59	\$19,539.75
60	\$19,234.25
61	\$19,227.50
62	\$23,677.50
63	\$21,278.50
64	\$21,914.50
65	\$20,615.50
66	\$21,589.75
67	\$21,700.00
68	\$21,774.50
69	\$23,168.75
70	\$23,115.00
71	\$22,073.25
72	\$20,802.25
73	\$22,165.25
74	\$20,979.25
75	\$20,754.00
76	\$21,419.25
77	\$16,831.25
78	\$15,200.00
79	\$17,828.75
80	\$17,169.50
81	\$18,017.25
82	\$19,262.00
83	\$17,834.50
84	\$17,526.00
85	\$17,471.00
86	\$16,002.25
87	\$17,475.50
88	\$23,937.00
89	\$18,425.75



90	\$19,372.50
91	\$19,627.25
92	\$23,690.75
93	\$23,962.00
94	\$24,111.50
95	\$20,443.00
96	\$22,836.25
97	\$17,823.25
98	\$22,940.00
99	\$17,658.00
100	\$19,810.25
101	\$22,005.50
102	\$23,329.25
103	\$23,864.25
104	\$19,823.25
105	\$23,359.25
106	\$24,052.00
107	\$23,981.25
108	\$18,553.25
109	\$18,204.00
110	\$22,692.00
111	\$18,703.50
112	\$24,135.75
113	\$23,260.00
114	\$22,303.25
115	\$21,268.75
116	\$19,541.25
117	\$17,896.50
118	\$22,108.75
119	\$16,825.50
120	\$21,130.75
121	\$22,586.00
122	\$21,770.50
123	\$20,184.75
124	\$21,489.75
125	\$19,005.00
126	\$23,889.75
127	\$23,731.25
128	\$20,436.25
129	\$17,480.75
130	\$22,862.25
131	\$21,508.75
132	\$22,025.00
133	\$22,448.75
134	\$23,071.75
135	\$24,550.25
136	\$22,088.00
137	\$17,989.25

138	\$20,343.00
139	\$21,602.00
140	\$21,849.50
141	\$18,950.75
142	\$21,598.50
143	\$21,272.25
144	\$23,917.50
145	\$22,506.75
146	\$21,162.25
147	\$24,323.75
148	\$19,355.75
149	\$20,396.00
150	\$19,983.00

County Limits

Albany County:

Municipality	Contributor	Primary Election				General Election
		DEM	REP	CON	WOR	Contribution Limits
Albany (City Wide)	Individual	\$ 1,813.80	\$ 1,000.00	\$ 1,000.00	\$ 1,000.00	\$2,513.40
	Corporation	\$ 1,813.80	\$ 1,000.00	\$ 1,000.00	\$ 1,000.00	\$2,513.40
	Family	\$ 9,069.00	\$ 1,250.00	\$ 1,250.00	\$ 1,250.00	\$12,567.00
Albany (All Wards)	Individual	\$ 1,000.00	\$ 1,000.00	\$ 1,000.00	\$ 1,000.00	\$1,000.00
	Corporation	\$ 1,000.00	\$ 1,000.00	\$ 1,000.00	\$ 1,000.00	\$1,000.00
	Family	\$ 1,250.00	\$ 1,250.00	\$ 1,250.00	\$ 1,250.00	\$1,250.00
Berne	Individual	\$ 1,000.00	\$ 1,000.00	\$ 1,000.00	\$ 1,000.00	\$1,000.00
	Corporation	\$ 1,000.00	\$ 1,000.00	\$ 1,000.00	\$ 1,000.00	\$1,000.00
	Family	\$ 1,250.00	\$ 1,250.00	\$ 1,250.00	\$ 1,250.00	\$1,250.00
Bethlehem	Individual	\$ 1,000.00	\$ 1,000.00	\$ 1,000.00	\$ 1,000.00	\$1,331.10
	Corporation	\$ 1,000.00	\$ 1,000.00	\$ 1,000.00	\$ 1,000.00	\$1,331.10
	Family	\$ 3,118.00	\$ 1,335.25	\$ 1,250.00	\$ 1,250.00	\$6,655.50
Coeymans	Individual	\$ 1,000.00	\$ 1,000.00	\$ 1,000.00	\$ 1,000.00	\$1,000.00
	Corporation	\$ 1,000.00	\$ 1,000.00	\$ 1,000.00	\$ 1,000.00	\$1,000.00
	Family	\$ 1,250.00	\$ 1,250.00	\$ 1,250.00	\$ 1,250.00	\$1,250.00
Cohoes	Individual	\$ 1,000.00	\$ 1,000.00	\$ 1,000.00	\$ 1,000.00	\$1,000.00
	Corporation	\$ 1,000.00	\$ 1,000.00	\$ 1,000.00	\$ 1,000.00	\$1,000.00
	Family	\$ 1,528.00	\$ 1,250.00	\$ 1,250.00	\$ 1,250.00	\$2,546.25
Colonie	Individual	\$ 1,000.00	\$ 1,000.00	\$ 1,000.00	\$ 1,000.00	\$2,891.20
	Corporation	\$ 1,000.00	\$ 1,000.00	\$ 1,000.00	\$ 1,000.00	\$2,891.20
	Family	\$ 1,250.00	\$ 1,250.00	\$ 1,250.00	\$ 1,250.00	\$14,456.00
Green Island	Individual	\$ 1,000.00	\$ 1,000.00	\$ 1,000.00	\$ 1,000.00	\$1,000.00
	Corporation	\$ 1,000.00	\$ 1,000.00	\$ 1,000.00	\$ 1,000.00	\$1,000.00
	Family	\$ 1,250.00	\$ 1,250.00	\$ 1,250.00	\$ 1,250.00	\$1,250.00
Guilderland	Individual	\$ 1,000.00	\$ 1,000.00	\$ 1,000.00	\$ 1,000.00	\$1,236.25
	Corporation	\$ 1,000.00	\$ 1,000.00	\$ 1,000.00	\$ 1,000.00	\$1,236.25
	Family	\$ 2,607.25	\$ 1,420.00	\$ 1,250.00	\$ 1,250.00	\$6,181.25
Knox	Individual	\$ 1,000.00	\$ 1,000.00	\$ 1,000.00	\$ 1,000.00	\$1,000.00
	Corporation	\$ 1,000.00	\$ 1,000.00	\$ 1,000.00	\$ 1,000.00	\$1,000.00
	Family	\$ 1,250.00	\$ 1,250.00	\$ 1,250.00	\$ 1,250.00	\$1,250.00
New Scotland	Individual	\$ 1,000.00	\$ 1,000.00	\$ 1,000.00	\$ 1,000.00	\$1,000.00
	Corporation	\$ 1,000.00	\$ 1,000.00	\$ 1,000.00	\$ 1,000.00	\$1,000.00
	Family	\$ 1,250.00	\$ 1,250.00	\$ 1,250.00	\$ 1,250.00	\$1,739.00
Rensselaerville	Individual	\$ 1,000.00	\$ 1,000.00	\$ 1,000.00	\$ 1,000.00	\$1,000.00
	Corporation	\$ 1,000.00	\$ 1,000.00	\$ 1,000.00	\$ 1,000.00	\$1,000.00
	Family	\$ 1,250.00	\$ 1,250.00	\$ 1,250.00	\$ 1,250.00	\$1,250.00
Watervliet	Individual	\$ 1,000.00	\$ 1,000.00	\$ 1,000.00	\$ 1,000.00	\$1,000.00
	Corporation	\$ 1,000.00	\$ 1,000.00	\$ 1,000.00	\$ 1,000.00	\$1,000.00
	Family	\$ 1,250.00	\$ 1,250.00	\$ 1,250.00	\$ 1,250.00	\$1,327.00
Westerlo	Individual	\$ 1,000.00	\$ 1,000.00	\$ 1,000.00	\$ 1,000.00	\$1,000.00
	Corporation	\$ 1,000.00	\$ 1,000.00	\$ 1,000.00	\$ 1,000.00	\$1,000.00
	Family	\$ 1,250.00	\$ 1,250.00	\$ 1,250.00	\$ 1,250.00	\$1,250.00

Allegany County:

Municipality	Family	Non-Family
District		
County	\$6,578.50	\$1,315.70
Legislative Dist 1	\$1,350.25	\$1,000.00
Legislative Dist 2	\$1,415.25	\$1,000.00
Legislative Dist 3	\$1,458.75	\$1,000.00
Legislative Dist 4	\$1,306.75	\$1,000.00
Legislative Dist 5	\$1,250.00	\$1,000.00
Town	Family	Non-Family
Alfred	\$1,250.00	\$1,000.00
Allen	\$1,250.00	\$1,000.00
Alma	\$1,250.00	\$1,000.00
Almond	\$1,250.00	\$1,000.00
Amity	\$1,250.00	\$1,000.00
Andover	\$1,250.00	\$1,000.00
Angelica	\$1,250.00	\$1,000.00
Belfast	\$1,250.00	\$1,000.00
Birdsall	\$1,250.00	\$1,000.00
Bolivar	\$1,250.00	\$1,000.00
Burns	\$1,250.00	\$1,000.00
Caneadea	\$1,250.00	\$1,000.00
Centerville	\$1,250.00	\$1,000.00
Clarksville	\$1,250.00	\$1,000.00
Cuba	\$1,250.00	\$1,000.00
Friendship	\$1,250.00	\$1,000.00
Genesee	\$1,250.00	\$1,000.00
Granger	\$1,250.00	\$1,000.00
Grove	\$1,250.00	\$1,000.00
Hume	\$1,250.00	\$1,000.00
Independence	\$1,250.00	\$1,000.00
New Hudson	\$1,250.00	\$1,000.00
Rushford	\$1,250.00	\$1,000.00
Scio	\$1,250.00	\$1,000.00
Ward	\$1,250.00	\$1,000.00
Wellsville	\$1,250.00	\$1,000.00
West Almond	\$1,250.00	\$1,000.00
Willing	\$1,250.00	\$1,000.00
Wirt	\$1,250.00	\$1,000.00

Broome County:

Legislative Districts	Family	Non-family		Municipality	Non-Family	Family
Broome County	\$31,124.00	\$6,225.00				
1	\$2,077.00	\$1,000		TOWNS		
2	\$2,172.00	\$1,000		Barker	\$1,000.00	\$1,250.00
3	\$2,127.00	\$1,000		Town of Binghamton	\$1,000.00	\$1,250.00
4	\$1,615.00	\$1,000		Chenango	\$1,000.00	\$2,011.00
5	\$2,383.00	\$1,000		Colesville	\$1,000.00	\$1,250.00
6	\$2,169.00	\$1,000		Conklin	\$1,000.00	\$1,250.00
7	\$2,039.00	\$1,000		Dickinson	\$1,000.00	\$1,250.00
8	\$2,377.00	\$1,000		Fenton	\$1,000.00	\$1,250.00
9	\$2,087.00	\$1,000		Kirkwood	\$1,000.00	\$1,250.00
10	\$2,352.00	\$1,000		Lisle	\$1,000.00	\$1,250.00
11	\$1,931.00	\$1,000		Maine	\$1,000.00	\$1,250.00
12	\$2,090.00	\$1,000		Nanticoke	\$1,000.00	\$1,250.00
13	\$1,383.00	\$1,000		Sanford	\$1,000.00	\$1,250.00
14	\$1,514.00	\$1,000		Triangle	\$1,000.00	\$1,250.00
15	\$1,950.00	\$1,000		Union	\$1,774.00	\$8,870.00
				Vestal	\$1,000.00	\$4,889.00
City of Binghamton	\$6,426.00	\$1,286.00		Windsor	\$1,000.00	\$1,250.00
Council Districts						
1	\$1,250.00	\$1,000.00		VILLAGES		
2	\$1,250.00	\$1,000.00		Endicott	\$1,000.00	\$1,783.00
3	\$1,250.00	\$1,000.00		Johnson City	\$1,000.00	\$2,126.00
4	\$1,250.00	\$1,000.00		Port Dickinson	\$1,000.00	\$1,250.00
5	\$1,250.00	\$1,000.00		Windsor	\$1,000.00	\$1,250.00
6	\$1,250.00	\$1,000.00				
7	\$1,250.00	\$1,000.00				

Cattaraugus County:

OFFICE	FAMILY Limit	NON-FAMILY Limit
COUNTY WIDE	\$11,678.00	\$2,336.00
City of Olean ALDERMAN Ward 1	\$1,250.00	\$1,000.00
City of Olean ALDERMAN Ward 3	\$1,250.00	\$1,000.00
City of Olean ALDERMAN Ward 5	\$1,250.00	\$1,000.00
City of Salamanca (City Wide)	\$1,250.00	\$1,000.00
City of Salamanca ALDERMAN Ward 1	\$1,250.00	\$1,000.00
City of Salamanca ALDERMAN Ward 2	\$1,250.00	\$1,000.00
City of Salamanca ALDERMAN Ward 3	\$1,250.00	\$1,000.00
City of Salamanca ALDERMAN Ward 4	\$1,250.00	\$1,000.00
City of Salamanca ALDERMAN Ward 5	\$1,250.00	\$1,000.00
Town of Conewango	\$1,250.00	\$1,000.00
Town of Dayton	\$1,250.00	\$1,000.00
Town of Ischua	\$1,250.00	\$1,000.00
Town of Mansfield	\$1,250.00	\$1,000.00
Town of Napoli	\$1,250.00	\$1,000.00
Town of Perrysburg	\$1,250.00	\$1,000.00
Town of Persia	\$1,250.00	\$1,000.00
Town of RedHouse	\$1,250.00	\$1,000.00

Cayuga County:

All legislative, city, and local town candidates
contribution limits are \$1000.

Individual Family

\$2,373.25 \$11,866.25

Chautauqua County:

		Individual Contributions			Family Contributions		
Town	Ward	General	DEM Primary	REP Primary	General	DEM Primary	REP
Countywide		\$3,990	\$1,252	\$1,380	\$19,948	\$6,260	\$6,899
Legislative District 1		\$1,000	\$1,000	\$1,000	\$1,000	\$1,000	\$1,000
Legislative District 2		\$1,000	\$1,000	\$1,000	\$1,026	\$1,000	\$1,000
Legislative District 3		\$1,000	\$1,000	\$1,000	\$1,147	\$1,000	\$1,000
Legislative District 4		\$1,000	\$1,000	\$1,000	\$1,000	\$1,000	\$1,000
Legislative District 5		\$1,000	\$1,000	\$1,000	\$1,143	\$1,000	\$1,000
Legislative District 6		\$1,000	\$1,000	\$1,000	\$1,164	\$1,000	\$1,000
Legislative District 7		\$1,000	\$1,000	\$1,000	\$1,036	\$1,000	\$1,000
Legislative District 8		\$1,000	\$1,000	\$1,000	\$1,188	\$1,000	\$1,000
Legislative District 9		\$1,000	\$1,000	\$1,000	\$1,000	\$1,000	\$1,000
Legislative District		\$1,000	\$1,000	\$1,000	\$1,334	\$1,000	\$1,000
Legislative District		\$1,000	\$1,000	\$1,000	\$1,000	\$1,000	\$1,000
Legislative District		\$1,000	\$1,000	\$1,000	\$1,000	\$1,000	\$1,000
Legislative District		\$1,000	\$1,000	\$1,000	\$1,000	\$1,000	\$1,000
Legislative District		\$1,000	\$1,000	\$1,000	\$1,085	\$1,000	\$1,000
Legislative District		\$1,000	\$1,000	\$1,000	\$1,222	\$1,000	\$1,000
Legislative District		\$1,000	\$1,000	\$1,000	\$1,230	\$1,000	\$1,000
Legislative District		\$1,000	\$1,000	\$1,000	\$1,159	\$1,000	\$1,000
Legislative District		\$1,000	\$1,000	\$1,000	\$1,054	\$1,000	\$1,000
Legislative District		\$1,000	\$1,000	\$1,000	\$1,189	\$1,000	\$1,000
Arkwright		\$1,000	\$1,000	\$1,000	\$1,000	\$1,000	\$1,000
Busti		\$1,000	\$1,000	\$1,000	\$1,369	\$1,000	\$1,000
Carroll		\$1,000	\$1,000	\$1,000	\$1,000	\$1,000	\$1,000
Charlotte		\$1,000	\$1,000	\$1,000	\$1,000	\$1,000	\$1,000
Chautauqua		\$1,000	\$1,000	\$1,000	\$1,000	\$1,000	\$1,000
Cherry Creek		\$1,000	\$1,000	\$1,000	\$1,000	\$1,000	\$1,000
Clymer		\$1,000	\$1,000	\$1,000	\$1,000	\$1,000	\$1,000
Dunkirk (Town)		\$1,000	\$1,000	\$1,000	\$1,000	\$1,000	\$1,000
Dunkirk City	1	\$1,000	\$1,000	\$1,000	\$1,000	\$1,000	\$1,000
Dunkirk City	2	\$1,000	\$1,000	\$1,000	\$1,000	\$1,000	\$1,000
Dunkirk City	3	\$1,000	\$1,000	\$1,000	\$1,000	\$1,000	\$1,000
Dunkirk City	4	\$1,000	\$1,000	\$1,000	\$1,000	\$1,000	\$1,000
Dunkirk City	Citywide	\$1,000	\$1,000	\$1,000	\$1,813	\$1,000	\$1,000

		Individual Contributions			Family Contributions		
Town	Ward	General	DEM Primary	REP Primary	General	DEM Primary	REP
Ellery		\$1,000	\$1,000	\$1,000	\$1,000	\$1,000	\$1,000
Ellicott	1	\$1,000	\$1,000	\$1,000	\$1,000	\$1,000	\$1,000
Ellicott	2	\$1,000	\$1,000	\$1,000	\$1,000	\$1,000	\$1,000
Ellicott	3	\$1,000	\$1,000	\$1,000	\$1,000	\$1,000	\$1,000
Ellicott	4	\$1,000	\$1,000	\$1,000	\$1,000	\$1,000	\$1,000
Ellicott	Townwide	\$1,000	\$1,000	\$1,000	\$1,485	\$1,000	\$1,000
Ellington		\$1,000	\$1,000	\$1,000	\$1,000	\$1,000	\$1,000
French Creek		\$1,000	\$1,000	\$1,000	\$1,000	\$1,000	\$1,000
Gerry		\$1,000	\$1,000	\$1,000	\$1,000	\$1,000	\$1,000
Hanover		\$1,000	\$1,000	\$1,000	\$1,164	\$1,000	\$1,000
Harmony		\$1,000	\$1,000	\$1,000	\$1,000	\$1,000	\$1,000
Jamestown City	1	\$1,000	\$1,000	\$1,000	\$1,000	\$1,000	\$1,000
Jamestown City	2	\$1,000	\$1,000	\$1,000	\$1,000	\$1,000	\$1,000
Jamestown City	3	\$1,000	\$1,000	\$1,000	\$1,000	\$1,000	\$1,000
Jamestown City	4	\$1,000	\$1,000	\$1,000	\$1,000	\$1,000	\$1,000
Jamestown City	5	\$1,000	\$1,000	\$1,000	\$1,000	\$1,000	\$1,000
Jamestown City	6	\$1,000	\$1,000	\$1,000	\$1,000	\$1,000	\$1,000
Jamestown City	Citywide	\$1,000	\$1,000	\$1,000	\$3,796	\$1,424	\$1,014
Kiantone		\$1,000	\$1,000	\$1,000	\$1,000	\$1,000	\$1,000
Mina		\$1,000	\$1,000	\$1,000	\$1,000	\$1,000	\$1,000
North Harmony		\$1,000	\$1,000	\$1,000	\$1,000	\$1,000	\$1,000
Poland		\$1,000	\$1,000	\$1,000	\$1,000	\$1,000	\$1,000
Pomfret		\$1,000	\$1,000	\$1,000	\$1,873	\$1,000	\$1,000
Portland		\$1,000	\$1,000	\$1,000	\$1,000	\$1,000	\$1,000
Ripley		\$1,000	\$1,000	\$1,000	\$1,000	\$1,000	\$1,000
Sheridan		\$1,000	\$1,000	\$1,000	\$1,000	\$1,000	\$1,000
Sherman		\$1,000	\$1,000	\$1,000	\$1,000	\$1,000	\$1,000
Stockton		\$1,000	\$1,000	\$1,000	\$1,000	\$1,000	\$1,000
Villanova		\$1,000	\$1,000	\$1,000	\$1,000	\$1,000	\$1,000
Westfield		\$1,000	\$1,000	\$1,000	\$1,000	\$1,000	\$1,000

Chemung County:

		Individual		Family Limits		Individual	Family
		Dem	Primar	Rep	Primar	Dem	General
Countywide		\$ 1,000.00	\$ 1,075.00	\$ 3,913.00	\$ 5,372.00	\$ 2,653.00	\$ 13,263.00
Legislative District							
1		\$ 1,000.00	\$ 1,000.00	\$ 1,250.00	\$ 1,250.00	\$ 1,000.00	\$ 1,250.00
2		\$ 1,000.00	\$ 1,000.00	\$ 1,250.00	\$ 1,250.00	\$ 1,000.00	\$ 1,250.00
3		\$ 1,000.00	\$ 1,000.00	\$ 1,250.00	\$ 1,250.00	\$ 1,000.00	\$ 1,250.00
4		\$ 1,000.00	\$ 1,000.00	\$ 1,250.00	\$ 1,250.00	\$ 1,000.00	\$ 1,250.00
5		\$ 1,000.00	\$ 1,000.00	\$ 1,250.00	\$ 1,250.00	\$ 1,000.00	\$ 1,250.00
6		\$ 1,000.00	\$ 1,000.00	\$ 1,250.00	\$ 1,250.00	\$ 1,000.00	\$ 1,250.00
7		\$ 1,000.00	\$ 1,000.00	\$ 1,250.00	\$ 1,250.00	\$ 1,000.00	\$ 1,250.00
8		\$ 1,000.00	\$ 1,000.00	\$ 1,250.00	\$ 1,250.00	\$ 1,000.00	\$ 1,250.00
9		\$ 1,000.00	\$ 1,000.00	\$ 1,250.00	\$ 1,250.00	\$ 1,000.00	\$ 1,250.00
10		\$ 1,000.00	\$ 1,000.00	\$ 1,250.00	\$ 1,250.00	\$ 1,000.00	\$ 1,250.00
11		\$ 1,000.00	\$ 1,000.00	\$ 1,250.00	\$ 1,250.00	\$ 1,000.00	\$ 1,250.00
12		\$ 1,000.00	\$ 1,000.00	\$ 1,250.00	\$ 1,250.00	\$ 1,000.00	\$ 1,250.00
13		\$ 1,000.00	\$ 1,000.00	\$ 1,250.00	\$ 1,250.00	\$ 1,000.00	\$ 1,250.00
14		\$ 1,000.00	\$ 1,000.00	\$ 1,250.00	\$ 1,250.00	\$ 1,000.00	\$ 1,250.00
15		\$ 1,000.00	\$ 1,000.00	\$ 1,250.00	\$ 1,250.00	\$ 1,000.00	\$ 1,250.00
Town of Ashland		\$ 1,000.00	\$ 1,000.00	\$ 1,250.00	\$ 1,250.00	\$ 1,000.00	\$ 1,250.00
Town of Catlin		\$ 1,000.00	\$ 1,000.00	\$ 1,250.00	\$ 1,250.00	\$ 1,000.00	\$ 1,250.00
Town of Van Etten		\$ 1,000.00	\$ 1,000.00	\$ 1,250.00	\$ 1,250.00	\$ 1,000.00	\$ 1,250.00
Town of Vetern		\$ 1,000.00	\$ 1,000.00	\$ 1,250.00	\$ 1,250.00	\$ 1,000.00	\$ 1,250.00

Chenango County:

Democrats	Non-Family Member	Family Member
County-wide	\$1,000.00	\$1,830.50
All City Offices	\$1,000.00	\$1,250.00
All Town Offices	\$1,000.00	\$1,250.00
Republicans		
County-wide	\$1,000.00	\$3,229.50
All City Offices	\$1,000.00	\$1,250.00
All Town Offices	\$1,000.00	\$1,250.00
Conservatives		
County-wide	\$1,000.00	\$1,250.00
All City Offices	\$1,000.00	\$1,250.00
All Town Offices	\$1,000.00	\$1,250.00
Working Families		
County-wide	\$1,000.00	\$1,250.00
All City Offices	\$1,000.00	\$1,250.00
All Town Offices	\$1,000.00	\$1,250.00

Clinton County:

	Individual		Family Limits		Individual	Family
	Dem Primary	Rep Primary	Dem Primary	Rep Primary	General	
Countywide	\$ 1,000.00	\$ 1,000.00	\$ 4,126.15	\$ 3,537.60	\$2,267.86	\$ 11,339.30
For All Town and City Offices in Clinton County						
Individual-Primaries	\$ 1,000.00					
Family-Primaries	\$ 1,250.00					
Individual-General	\$ 1,000.00					
Family-General	\$ 2,500.00					

Columbia County:

	Individual			Family		
Office	Dem Primary	Rep Primary	General Election	Dem Primary	Rep Primary	General Election
Treasurer	\$ 1,000.00	\$1,000.00	\$ 2,548.00	\$ 4,720.00	\$3,241.00	\$ 12,049.00
District attorney	\$ 1,000.00	\$1,000.00	\$ 2,548.00	\$ 4,720.00	\$3,241.00	\$ 12,049.00
Coroner	\$ 1,000.00	\$1,000.00	\$ 2,548.00	\$ 4,720.00	\$3,241.00	\$ 12,049.00
City of Hudson	\$ 1,000.00	\$1,000.00	\$ 1,000.00	\$ 1,250.00	\$1,250.00	\$ 1,250.00
Kinderhook	\$ 1,000.00	\$1,000.00	\$ 1,000.00	\$ 1,250.00	\$1,250.00	\$ 1,656.00

Cortland County:

Elected Office	Primary		General		Aldersperson	DEM	REP	General
Legislator	DEM	REP			Ward 1 (F)	\$1250	\$1250	\$1874
LD 1 (Family)	\$1250	\$1250	\$2213		Ward 1 (NF)	\$1000	\$1000	\$1000
LD 1 (Non-Family)	\$1000	\$1000	\$1000		Ward 2 (F)	\$1250	\$1250	\$1250
LD 2 (F)	\$1250	\$1250	\$1250		Ward 2 (NF)	\$1000	\$1000	\$1000
LD 2 (NF)	\$1000	\$1000	\$1000		Ward 3 (F)	\$1250	\$1250	\$1314
LD 3 (F)	\$1250	\$1250	\$1311		Ward 3 (NF)	\$1000	\$1000	\$1000
LD 3 (NF)	\$1000	\$1000	\$1000		Ward 4 (F)	\$1250	\$1250	\$1250
LD 4 (F)	\$1250	\$1250	\$1250		Ward 4 (NF)	\$1000	\$1000	\$1000
LD 4 (NF)	\$1000	\$1000	\$1000		Ward 5 (F)	\$1250	\$1250	\$1259
LD 5 (F)	\$1250	\$1250	\$1635		Ward 5 (NF)	\$1000	\$1000	\$1000
LD 5 (NF)	\$1000	\$1000	\$1000		Ward 6 (F)	\$1250	\$1250	\$1479
LD 6 (F)	\$1250	\$1250	\$1489		Ward 6 (NF)	\$1000	\$1000	\$1000
LD 6 (NF)	\$1000	\$1000	\$1000		Ward 7 (F)	\$1250	\$1250	\$1360
LD 7 (F)	\$1250	\$1250	\$1918		Ward 7 (NF)	\$1000	\$1000	\$1000
LD 7 (NF)	\$1000	\$1000	\$1000		Ward 8 (F)	\$1250	\$1250	\$1270
LD 8 (F)	\$1250	\$1250	\$2346		Ward 8 (NF)	\$1000	\$1000	\$1000
LD 8 (NF)	\$1000	\$1000	\$1000					
LD 9 (F)	\$1250	\$1250	\$2467					
LD 9 (NF)	\$1000	\$1000	\$1000		Towns			
LD 10 (F)	\$1250	\$1250	\$2429		Preble (F)	\$1250	\$1250	\$1250
LD 10 (NF)	\$1000	\$1000	\$1000		Preble (NF)	\$1000	\$1000	\$1000
LD 11 (F)	\$1250	\$1250	\$2484		Scott (F)	\$1250	\$1250	\$1250
LD 11 (NF)	\$1000	\$1000	\$1000		Scott (NF)	\$1000	\$1000	\$1000
LD 12 (F)	\$1250	\$1250	\$2100		Homer (F)	\$1616	\$2025	\$5259
LD 12 (NF)	\$1000	\$1000	\$1000		Homer (NF)	\$1000	\$1000	\$1052
LD 13 (F)	\$1250	\$1250	\$1878		CTV (F)	\$1924	\$2334	\$6469
LD 13 (NF)	\$1000	\$1000	\$1000		CTV (NF)	\$1000	\$1000	\$1294
LD 14 (F)	\$1250	\$1250	\$2739		Harford (F)	\$1250	\$1250	\$1250
LD 14 (NF)	\$1000	\$1000	\$1000		Harford (NF)	\$1000	\$1000	\$1000
LD 15 (F)	\$1250	\$1250	\$2125		Virgil (F)	\$1250	\$1250	\$2073
LD 15 (NF)	\$1000	\$1000	\$1000		Virgil (NF)	\$1000	\$1000	\$1000
LD 16 (F)	\$1250	\$1250	\$2448		Lapeer (F)	\$1250	\$1250	\$1250
LD 16 (NF)	\$1000	\$1000	\$1000		Lapeer (NF)	\$1000	\$1000	\$1000
LD 17 (F)	\$1250	\$1250	\$2330		Marathon (F)	\$1250	\$1250	\$1556
LD 17 (NF)	\$1000	\$1000	\$1000		Marathon (NF)	\$1000	\$1000	\$1000
					Cuyler (F)	\$1250	\$1250	\$1250
					Cuyler (NF)	\$1000	\$1000	\$1000
					Solon (F)	\$1250	\$1250	\$1250
Village	DEM	REP	General ONLY		Solon (NF)	\$1000	\$1000	\$1000
Homer (F)	\$1250	\$1250	\$2606		Truxton (F)	\$1250	\$1250	\$1250
Homer (NF)	\$1000	\$1000	\$1000		Truxton (NF)	\$1000	\$1000	\$1000
Marathon (F)	\$1250	\$1250	\$1250		Cincinnatus (F)	\$1250	\$1250	\$1250
Marathon (NF)	\$1000	\$1000	\$1000		Cincinnatus (NF)	\$1000	\$1000	\$1000
McGraw (F)	\$1250	\$1250	\$1250		Freetown (F)	\$1250	\$1250	\$1250
McGraw (NF)	\$1000	\$1000	\$1000		Freetown (NF)	\$1000	\$1000	\$1000
					Taylor (F)	\$1250	\$1250	\$1250
County Wide (F)	\$10,859	\$12,276	\$34,001		Taylor (NF)	\$1000	\$1000	\$1000
County Wide (NF)	\$2172	\$2455	\$6800		Willet (F)	\$1250	\$1250	\$1250
City Wide (F)	\$4229	\$2747	\$10,666		Willet (NF)	\$1000	\$1000	\$1000
City Wide (NF)	\$1000	\$1000	\$2133					

Delaware County:

Office	Election	Non-Family	Family	
			Dem	Rep
County	Primary	\$ 1,000.00	\$ 2,112.00	\$ 3,088.00
	General	\$ 14,720.00	\$ 7,377.00	\$ 7,377.00
Town	Primary	\$ 1,000.00	\$ 1,250.00	\$ 1,250.00
	General	\$ 1,000.00	\$ 1,250.00	\$ 1,250.00

Dutchess County:

General			Primary			
All			Dem.		Rep.	
Towns	Individual	Family	Individual	Family	Individual	Family
1	\$1,000.00	\$1,250.00	\$1,000.00	\$1,250.00	\$1,000.00	\$1,250.00
2	\$1,000.00	\$2,293.75	\$1,000.00	\$1,250.00	\$1,000.00	\$1,250.00
3	\$1,000.00	\$1,250.00	\$1,000.00	\$1,250.00	\$1,000.00	\$1,250.00
4	\$1,000.00	\$1,292.25	\$1,000.00	\$1,250.00	\$1,000.00	\$1,250.00
5	\$1,095.65	\$5,478.25	\$1,000.00	\$1,516.25	\$1,000.00	\$1,975.25
6	\$1,000.00	\$3,704.75	\$1,000.00	\$1,315.25	\$1,000.00	\$1,250.00
7	\$1,000.00	\$3,445.50	\$1,000.00	\$1,250.00	\$1,000.00	\$1,250.00
8	\$1,000.00	\$3,033.25	\$1,000.00	\$1,250.00	\$1,000.00	\$1,250.00
9	\$1,000.00	\$1,250.00	\$1,000.00	\$1,250.00	\$1,000.00	\$1,250.00
10	\$1,000.00	\$1,250.00	\$1,000.00	\$1,250.00	\$1,000.00	\$1,250.00
11	\$1,000.00	\$1,518.75	\$1,000.00	\$1,250.00	\$1,000.00	\$1,250.00
12	\$1,000.00	\$1,250.00	\$1,000.00	\$1,250.00	\$1,000.00	\$1,250.00
13	\$1,000.00	\$1,740.25	\$1,000.00	\$1,250.00	\$1,000.00	\$1,250.00
14	\$1,419.90	\$7,099.50	\$1,000.00	\$2,897.25	\$1,000.00	\$1,659.50
15	\$1,000.00	\$2,043.50	\$1,000.00	\$1,250.00	\$1,000.00	\$1,250.00
16	\$1,000.00	\$1,445.00	\$1,000.00	\$1,250.00	\$1,000.00	\$1,250.00
17	\$1,000.00	\$1,250.00	\$1,000.00	\$1,250.00	\$1,000.00	\$1,250.00
18	\$1,000.00	\$1,250.00	\$1,000.00	\$1,250.00	\$1,000.00	\$1,250.00
19	\$1,000.00	\$4,834.25	\$1,000.00	\$1,633.50	\$1,000.00	\$1,401.25
20	\$1,000.00	\$1,250.00	\$1,000.00	\$1,250.00	\$1,000.00	\$1,250.00
30	\$1,000.00	\$2,390.75	\$1,000.00	\$1,327.75	\$1,000.00	\$1,250.00
31	\$1,000.00	\$4,047.00	\$1,000.00	\$2,269.50	\$1,000.00	\$1,250.00
County	\$9,894.00	\$49,470.00	\$3,663.00	\$18,315.00	\$2,745.10	\$13,725.50

Code by Town

1-Amenia
2-Beekman
3-Clinton
4-Dover
5-East Fishkill
6-Fishkill
7-Hyde Park
8-Lagrange
9-Milan
10-Northeast

11-Pawling
12-Pine Plains
13-Pleasant Valley
14-Town of Poughkeepsie
15-Red Hook
16-Rhinebeck

17-Stanford
18-Unionvale
19-Wappingers
20-Washington
30-Beacon
31-City of Poughkeepsie

Erie County:

INDIVIDUAL LIMIT				FAMILY LIMIT			
CITY/TOWN	GENERAL	DEM PRIMARY	REP PRIMARY	CITY/TOWN	GENERAL	DEM PRIMARY	REP PRIMARY
Countywide	\$31,483.80	\$14,866.90	\$7,913.40	Countywide	\$100,000.00	\$74,334.50	\$39,567.00
Buffalo (Citywide)	\$7,797.90	\$5,320.85	\$1,000.00	Buffalo (Citywide)	\$38,989.50	\$26,604.25	\$3,638.25
Lackawanna	\$1,000.00	\$1,000.00	\$1,000.00	Lackawanna	\$2,988.00	\$1,920.75	\$1,250.00
City of Tonawanda	\$1,000.00	\$1,000.00	\$1,000.00	City of Tonawanda	\$2,494.75	\$1,250.00	\$1,250.00
Alden	\$1,000.00	\$1,000.00	\$1,000.00	Alden	\$1,546.75	\$1,250.00	\$1,250.00
Amherst	\$4,232.25	\$1,802.25	\$1,300.85	Amherst	\$21,162.25	\$9,011.25	\$6,504.25
Aurora	\$1,000.00	\$1,000.00	\$1,000.00	Aurora	\$2,726.00	\$1,250.00	\$1,250.00
Boston	\$1,000.00	\$1,000.00	\$1,000.00	Boston	\$1,546.75	\$1,250.00	\$1,250.00
Brant	\$1,000.00	\$1,000.00	\$1,000.00	Brant	\$1,250.00	\$1,250.00	\$1,250.00
Cheektowaga	\$2,958.55	\$1,482.80	\$1,000.00	Cheektowaga	\$14,792.75	\$7,414.00	\$3,190.25
Clarence	\$1,272.65	\$1,000.00	\$1,000.00	Clarence	\$6,363.25	\$1,841.00	\$2,766.00
Colden	\$1,000.00	\$1,000.00	\$1,000.00	Colden	\$1,250.00	\$1,250.00	\$1,250.00
Collins	\$1,000.00	\$1,000.00	\$1,000.00	Collins	\$1,250.00	\$1,250.00	\$1,250.00
Concord	\$1,000.00	\$1,000.00	\$1,000.00	Concord	\$1,419.00	\$1,250.00	\$1,250.00
Eden	\$1,000.00	\$1,000.00	\$1,000.00	Eden	\$1,382.50	\$1,250.00	\$1,250.00
Elma	\$1,000.00	\$1,000.00	\$1,000.00	Elma	\$2,316.00	\$1,250.00	\$1,250.00
Evans	\$1,000.00	\$1,000.00	\$1,000.00	Evans	\$2,818.75	\$1,250.00	\$1,250.00
Grand Island	\$1,000.00	\$1,000.00	\$1,000.00	Grand Island	\$4,088.00	\$1,381.75	\$1,455.75
Hamburg	\$2,196.90	\$1,000.00	\$1,000.00	Hamburg	\$10,984.50	\$4,430.50	\$3,143.75
Holland	\$1,000.00	\$1,000.00	\$1,000.00	Holland	\$1,250.00	\$1,250.00	\$1,250.00
Lancaster	\$1,680.85	\$1,000.00	\$1,000.00	Lancaster	\$8,404.25	\$3,027.50	\$2,643.50
Marilla	\$1,000.00	\$1,000.00	\$1,000.00	Marilla	\$1,250.00	\$1,250.00	\$1,250.00
Newstead	\$1,000.00	\$1,000.00	\$1,000.00	Newstead	\$1,551.00	\$1,250.00	\$1,250.00
North Collins	\$1,000.00	\$1,000.00	\$1,000.00	North Collins	\$1,250.00	\$1,250.00	\$1,250.00
Orchard Park	\$1,146.10	\$1,000.00	\$1,000.00	Orchard Park	\$5,730.50	\$1,993.50	\$2,058.25
Sardinia	\$1,000.00	\$1,000.00	\$1,000.00	Sardinia	\$1,250.00	\$1,250.00	\$1,250.00
Tonawanda	\$2,619.00	\$1,191.15	\$1,000.00	Tonawanda	\$13,095.00	\$5,955.75	\$3,690.50
Wales	\$1,000.00	\$1,000.00	\$1,000.00	Wales	\$1,250.00	\$1,250.00	\$1,250.00
West Seneca	\$1,671.25	\$1,000.00	\$1,000.00	West Seneca	\$8,356.25	\$3,752.25	\$2,185.75

Essex County:

Primary	Non-Family	Family
Dem	\$ 1,000.00	\$ 1,886.50
Rep	\$ 1,000.00	\$ 2,627.00
Town Positions	\$ 1,000.00	\$ 1,250.00
General	Non-Family	Family
County Wide	\$ 1,261.50	\$ 6,307.50
Town Positions	\$ 1,000.00	\$ 1,250.00

Franklin County:

Information unavailable currently

Fulton County:

	GENERAL ELECTION		PRIMARY			
	ALL PARTIES		Democratic		Republican	
JURISDICTION	NON FAMILY	FAMILY	NON FAMILY	FAMILY	NON FAMILY	FAMILY
City of Gloversville						
Ward 1	\$1,000	\$1,250	\$1,000	\$1,250	\$1,000	\$1,250
Ward 2	\$1,000	\$1,250	\$1,000	\$1,250	\$1,000	\$1,250
Ward 3	\$1,000	\$1,250	\$1,000	\$1,250	\$1,000	\$1,250
Ward 4	\$1,000	\$1,250	\$1,000	\$1,250	\$1,000	\$1,250
Ward 5	\$1,000	\$1,250	\$1,000	\$1,250	\$1,000	\$1,250
Ward 6	\$1,000	\$1,250	\$1,000	\$1,250	\$1,000	\$1,250
Gloversville Citywide	\$1,000	\$1,860	\$1,000	\$1,250	\$1,000	\$1,250
City of Johnstown						
Ward 1	\$1,000	\$1,250	\$1,000	\$1,250	\$1,000	\$1,250
Ward 2	\$1,000	\$1,250	\$1,000	\$1,250	\$1,000	\$1,250
Ward 3	\$1,000	\$1,250	\$1,000	\$1,250	\$1,000	\$1,250
Ward 4	\$1,000	\$1,250	\$1,000	\$1,250	\$1,000	\$1,250
Johnstown Citywide	\$1,000	\$1,280	\$1,000	\$1,250	\$1,000	\$1,250
Bleecker	\$1,000	\$1,250	\$1,000	\$1,250	\$1,000	\$1,250
Broadalbin	\$1,000	\$1,250	\$1,000	\$1,250	\$1,000	\$1,250
Caroga	\$1,000	\$1,250	\$1,000	\$1,250	\$1,000	\$1,250
Ephratah	\$1,000	\$1,250	\$1,000	\$1,250	\$1,000	\$1,250
(T)Johnstown	\$1,000	\$1,250	\$1,000	\$1,250	\$1,000	\$1,250
Mayfield	\$1,000	\$1,250	\$1,000	\$1,250	\$1,000	\$1,250
Northampton	\$1,000	\$1,250	\$1,000	\$1,250	\$1,000	\$1,250
Oppenheim	\$1,000	\$1,250	\$1,000	\$1,250	\$1,000	\$1,250
Perth	\$1,000	\$1,250	\$1,000	\$1,250	\$1,000	\$1,250
Stratford	\$1,000	\$1,250	\$1,000	\$1,250	\$1,000	\$1,250
Countywide	\$1,650	\$8,290	\$1,000	\$1,880	\$1,000	\$4,040

Genesee County:

City/Town	Non-Family			Family		
	General	Democrat Primary	Republican Primary	General	Democrat Primary	Republican Primary
Countywide	\$ 1,868.00	\$ 1,000.00	\$ 1,000.00	\$ 9,338.00	\$ 2,156.00	\$ 4,158.00
City of Batavia	\$ 1,000.00	\$ 1,000.00	\$ 1,000.00	\$ 2,172.00	\$ 1,250.00	\$ 1,250.00
City of Batavia - Ward 6	\$ 1,000.00	\$ 1,000.00	\$ 1,000.00	\$ 1,250.00	\$ 1,250.00	\$ 1,250.00
Alexander	\$ 1,000.00	\$ 1,000.00	\$ 1,000.00	\$ 1,250.00	\$ 1,250.00	\$ 1,250.00
Town of Batavia	\$ 1,000.00	\$ 1,000.00	\$ 1,000.00	\$ 1,250.00	\$ 1,250.00	\$ 1,250.00
Bethany	\$ 1,000.00	\$ 1,000.00	\$ 1,000.00	\$ 1,250.00	\$ 1,250.00	\$ 1,250.00
Elba	\$ 1,000.00	\$ 1,000.00	\$ 1,000.00	\$ 1,250.00	\$ 1,250.00	\$ 1,250.00

Hamilton County:

	Primary Individual	Primary family	General Individual	General Family
County Wide (all parties)	\$ 1,000.00	\$ 1,250.00	\$ 1,000.00	\$ 1,250.00
All Town Positions	\$ 1,000.00	\$ 1,250.00	\$ 1,000.00	\$ 1,250.00

Herkimer County:

Districts	Individual	Family
County Wide	\$ 2,993.85	\$ 2,130.80
Coronor District 4	\$ 1,000.00	\$ 1,250.00
Columbia	\$ 1,000.00	\$ 1,250.00
Danube	\$ 1,000.00	\$ 1,250.00
Fairfield	\$ 1,000.00	\$ 1,250.00
Frankfort	\$ 1,000.00	\$ 1,250.00
German Flatts	\$ 1,000.00	\$ 1,250.00
Herkimer	\$ 1,000.00	\$ 1,250.00
Litchfield	\$ 1,000.00	\$ 1,250.00
City of Little Falls	\$ 1,000.00	\$ 1,250.00
Town of Little Falls	\$ 1,000.00	\$ 1,250.00
Manheim	\$ 1,000.00	\$ 1,250.00
Newport	\$ 1,000.00	\$ 1,250.00
Norway	\$ 1,000.00	\$ 1,250.00
Ohio	\$ 1,000.00	\$ 1,250.00
Russia	\$ 1,000.00	\$ 1,250.00
Salisbury	\$ 1,000.00	\$ 1,250.00
Schuyler	\$ 1,000.00	\$ 1,250.00
Stark	\$ 1,000.00	\$ 1,250.00
Warren	\$ 1,000.00	\$ 1,250.00
Webb	\$ 1,000.00	\$ 1,250.00
Winfield	\$ 1,000.00	\$ 1,250.00

Jefferson County:

Primary	Individual	Family
County Wide-Dem	\$ 1,000.00	\$ 4,088.00
County-Wide-Rep	\$ 1,246.75	\$ 6,248.75
Town & Village	\$ 1,000.00	\$ 1,250.00
General		
County Wide	\$ 2,993.85	\$14,969.25
L1	\$ 1,000.00	\$ 1,289.00
L2	\$ 1,000.00	\$ 1,452.75
L3	\$ 1,000.00	\$ 1,263.50
L4	\$ 1,000.00	\$ 1,250.00
L5	\$ 1,000.00	\$ 1,250.00
L6	\$ 1,000.00	\$ 1,250.00
L7	\$ 1,000.00	\$ 1,250.00
L8	\$ 1,000.00	\$ 1,250.00
L9	\$ 1,000.00	\$ 1,401.50
L10	\$ 1,000.00	\$ 1,250.00
L11	\$ 1,000.00	\$ 1,255.00
L12	\$ 1,000.00	\$ 1,250.00
L13	\$ 1,000.00	\$ 1,250.00
L14	\$ 1,000.00	\$ 1,250.00
L15	\$ 1,000.00	\$ 1,250.00
City of Watertown	\$ 1,000.00	\$ 3,088.50
Town of LeRay	\$ 1,000.00	\$ 1,339.75
All other Towns and Villages	\$ 1,000.00	\$ 1,250.00

Lewis County:

Primary	Non-family	Family
County-wide – Democratic	\$ 1,000.00	\$ 1,250.00
County-wide – Republican	\$ 1,000.00	\$ 2,250.25
All town and village offices	\$ 1,000.00	\$ 1,250.00
General		
County-wide	\$ 1,000.00	\$ 4,321.75
Legislature District 1	\$ 1,000.00	\$ 1,250.00
Legislature District 2	\$ 1,000.00	\$ 1,250.00
Legislature District 3	\$ 1,000.00	\$ 1,250.00
Legislature District 4	\$ 1,000.00	\$ 1,250.00
Legislature District 5	\$ 1,000.00	\$ 1,250.00
Legislature District 6	\$ 1,000.00	\$ 1,250.00
Legislature District 7	\$ 1,000.00	\$ 1,250.00
Legislature District 8	\$ 1,000.00	\$ 1,250.00
Legislature District 9	\$ 1,000.00	\$ 1,250.00
Legislature District 10	\$ 1,000.00	\$ 1,250.00
All town and village positions	\$ 1,000.00	\$ 1,250.00

Livingston County:

Municipality	Non-Family	Family
Livingston County	\$1,968.00	\$9,840.00
Town of Avon	\$1,000.00	\$1,250.00
Town of Caledonia	\$1,000.00	\$1,250.00
Town of Conesus	\$1,000.00	\$1,250.00
Town of Geneseo	\$1,000.00	\$1,250.00
Town of Groveland	\$1,000.00	\$1,250.00
Town of Leicester	\$1,000.00	\$1,250.00
Town of Lima	\$1,000.00	\$1,250.00
Town of Livonia	\$1,000.00	\$1,250.00
Town of Mt. Morris	\$1,000.00	\$1,250.00
Town of N. Dansville	\$1,000.00	\$1,250.00
Town of Nunda	\$1,000.00	\$1,250.00
Town of Ossian	\$1,000.00	\$1,250.00
Town of Portage	\$1,000.00	\$1,250.00
Town of Sparta	\$1,000.00	\$1,250.00
Town of Springwater	\$1,000.00	\$1,250.00
Town of W Sparta	\$1,000.00	\$1,250.00
Town of York	\$1,000.00	\$1,250.00

Madison County:

OFFICE	ELECTION	NON-FAMILY	FAMILY
COUNTY WIDE	GENERAL ELECTION	\$ 2,167.80	\$ 10,839.00
City of Oneida (City Wide)	GENERAL ELECTION	\$ 1,000.00	\$ 1,580.75
City of Oneida Ward 1	GENERAL ELECTION	\$ 1,000.00	\$ 1,250.00
City of Oneida Ward 2	GENERAL ELECTION	\$ 1,000.00	\$ 1,250.00
City of Oneida Ward 3	GENERAL ELECTION	\$ 1,000.00	\$ 1,250.00
City of Oneida Ward 4	GENERAL ELECTION	\$ 1,000.00	\$ 1,250.00
City of Oneida Ward 5	GENERAL ELECTION	\$ 1,000.00	\$ 1,250.00
City of Oneida Ward 6	GENERAL ELECTION	\$ 1,000.00	\$ 1,250.00
City of Oneida Supervisor 4,5,6	GENERAL ELECTION	\$ 1,000.00	\$ 1,250.00
Town of Brookfield	GENERAL ELECTION	\$ 1,000.00	\$ 1,250.00
Town of Cazenovia	GENERAL ELECTION	\$ 1,000.00	\$ 1,267.50
Town of Deruyter	GENERAL ELECTION	\$ 1,000.00	\$ 1,250.00
Town of Eaton	GENERAL ELECTION	\$ 1,000.00	\$ 1,250.00
Town of Fenner	GENERAL ELECTION	\$ 1,000.00	\$ 1,250.00
Town of Georgetown	GENERAL ELECTION	\$ 1,000.00	\$ 1,250.00
Town of Hamilton	GENERAL ELECTION	\$ 1,000.00	\$ 1,250.00
Town of Lebanon	GENERAL ELECTION	\$ 1,000.00	\$ 1,250.00
Town of Lenox	GENERAL ELECTION	\$ 1,000.00	\$ 1,352.25
Town of Lincoln	GENERAL ELECTION	\$ 1,000.00	\$ 1,250.00
Town of Madison	GENERAL ELECTION	\$ 1,000.00	\$ 1,250.00
Town of Nelson	GENERAL ELECTION	\$ 1,000.00	\$ 1,250.00
Town of Smithfield	GENERAL ELECTION	\$ 1,000.00	\$ 1,250.00
Town of Stockbridge	GENERAL ELECTION	\$ 1,000.00	\$ 1,250.00
Town of Sullivan	GENERAL ELECTION	\$ 1,000.00	\$ 2,557.50

Monroe County:

Offices	INDIVIDUAL CONTRIBUTIONS			FAMILY CONTRIBUTIONS		
	Democratic	Republican	General	Democratic	Republican	General Election
County Wide Offices						
Family Court Judge	\$10,308	\$6,478	\$24,468	\$51,540	\$32,389	\$100,000.00
City of Rochester						
City Court Judge	\$3,561	\$1,000	\$5,473	\$17,805	\$2,634	\$27,366
Town Wide Offices						
Clarkson	\$1,000	\$1,000	\$1,000	\$1,250	\$1,250	\$1,250
East Rochester	\$1,000	\$1,000	\$1,000	\$1,250	\$1,250	\$1,250
Parma	\$1,000	\$1,000	\$1,000	\$1,250	\$1,250	\$2,830
Riga	\$1,000	\$1,000	\$1,000	\$1,250	\$1,250	\$1,250
Rush	\$1,000	\$1,000	\$1,000	\$1,250	\$1,250	\$1,250
Sweden	\$1,000	\$1,000	\$1,000	\$1,250	\$1,250	\$1,842

Montgomery county:

Jurisdiction	General Election		Primary Election			
	All Party		Democratic		Republican	
	Non- Family	Family	Non- Family	Family	Non- Family	Family
County	\$ 1,500.00	\$ 7,300.00	\$ 1,000.00	\$ 2,300.00	\$ 1,000.00	\$ 2,600.00
City Amsterdam	\$ 1,000.00	\$ 2,400.00	\$ 1,000.00	\$ 1,250.00	\$ 1,000.00	\$ 1,250.00
Town Amsterdam	\$ 1,000.00	\$ 1,250.00	\$ 1,000.00	\$ 1,250.00	\$ 1,000.00	\$ 1,250.00
Canajoharie	\$ 1,000.00	\$ 1,250.00	\$ 1,000.00	\$ 1,250.00	\$ 1,000.00	\$ 1,250.00
Charleston	\$ 1,000.00	\$ 1,250.00	\$ 1,000.00	\$ 1,250.00	\$ 1,000.00	\$ 1,250.00
Florida	\$ 1,000.00	\$ 1,250.00	\$ 1,000.00	\$ 1,250.00	\$ 1,000.00	\$ 1,250.00
Glen	\$ 1,000.00	\$ 1,250.00	\$ 1,000.00	\$ 1,250.00	\$ 1,000.00	\$ 1,250.00
Minden	\$ 1,000.00	\$ 1,250.00	\$ 1,000.00	\$ 1,250.00	\$ 1,000.00	\$ 1,250.00
Mohawk	\$ 1,000.00	\$ 1,250.00	\$ 1,000.00	\$ 1,250.00	\$ 1,000.00	\$ 1,250.00
Palatine	\$ 1,000.00	\$ 1,250.00	\$ 1,000.00	\$ 1,250.00	\$ 1,000.00	\$ 1,250.00
Root	\$ 1,000.00	\$ 1,250.00	\$ 1,000.00	\$ 1,250.00	\$ 1,000.00	\$ 1,250.00
St Johnsville	\$ 1,000.00	\$ 1,250.00	\$ 1,000.00	\$ 1,250.00	\$ 1,000.00	\$ 1,250.00
Ward 1	\$ 1,000.00	\$ 1,250.00	\$ 1,000.00	\$ 1,250.00	\$ 1,000.00	\$ 1,250.00
Ward 2	\$ 1,000.00	\$ 1,250.00	\$ 1,000.00	\$ 1,250.00	\$ 1,000.00	\$ 1,250.00
Ward 3	\$ 1,000.00	\$ 1,250.00	\$ 1,000.00	\$ 1,250.00	\$ 1,000.00	\$ 1,250.00
Ward 4	\$ 1,000.00	\$ 1,250.00	\$ 1,000.00	\$ 1,250.00	\$ 1,000.00	\$ 1,250.00
Ward 5	\$ 1,000.00	\$ 1,250.00	\$ 1,000.00	\$ 1,250.00	\$ 1,000.00	\$ 1,250.00
Legislative Dist1	\$ 1,000.00	\$ 1,250.00	\$ 1,000.00	\$ 1,250.00	\$ 1,000.00	\$ 1,250.00
Legislative Dist2	\$ 1,000.00	\$ 1,250.00	\$ 1,000.00	\$ 1,250.00	\$ 1,000.00	\$ 1,250.00
Legislative Dist3	\$ 1,000.00	\$ 1,250.00	\$ 1,000.00	\$ 1,250.00	\$ 1,000.00	\$ 1,250.00
Legislative Dist4	\$ 1,000.00	\$ 1,250.00	\$ 1,000.00	\$ 1,250.00	\$ 1,000.00	\$ 1,250.00
Legislative Dist5	\$ 1,000.00	\$ 1,250.00	\$ 1,000.00	\$ 1,250.00	\$ 1,000.00	\$ 1,250.00
Legislative Dist6	\$ 1,000.00	\$ 1,250.00	\$ 1,000.00	\$ 1,250.00	\$ 1,000.00	\$ 1,250.00
Legislative Dist7	\$ 1,000.00	\$ 1,250.00	\$ 1,000.00	\$ 1,250.00	\$ 1,000.00	\$ 1,250.00
Legislative Dist8	\$ 1,000.00	\$ 1,250.00	\$ 1,000.00	\$ 1,250.00	\$ 1,000.00	\$ 1,250.00
Legislative Dist9	\$ 1,000.00	\$ 1,250.00	\$ 1,000.00	\$ 1,250.00	\$ 1,000.00	\$ 1,250.00
Coroner Dist 1	\$ 1,000.00	\$ 3,900.00	\$ 1,000.00	\$ 1,500.00	\$ 1,000.00	\$ 1,250.00
Coroner Dist 2	\$ 1,000.00	\$ 3,400.00	\$ 1,000.00	\$ 1,250.00	\$ 1,000.00	\$ 1,400.00

Nassau County:

	GENERAL ELECTION		PRIMARY ELECTION		DEMOCRATIC		REPUBLICAN		CONSERVATIVE		GREEN		WORKING FAMILIES		INDEPENDENCE		WOMEN'S EQUALITY		REFORM	
Maximum																				
Campaign Contribution																				
Allowed for Candidates for:	INDIV	RELATIVE	IND	REL	IND	REL	IND	REL	IND	REL	IND	REL	IND	REL	IND	REL	IND	REL	IND	REL
Countywide offices:	\$ 50,000	\$ 100,000	\$ 19,460	\$ 97,301	\$ 16,559	\$ 82,797	\$ 1,000	\$ 2,579	\$ 1,000	\$ 1,250	\$ 1,000	\$ 1,250	\$ 1,000	\$ 1,250	\$ 1,793	\$ 8,966	\$ 1,000	\$ 1,250	\$ 1,000	\$ 1,250
County Executive, County Comptroller, County Clerk, County Court, Family Court & 1st District Court																				
Town of Hempstead:	\$ 28,333	\$ 100,000	\$ 11,535	\$ 57,674	\$ 9,299	\$ 46,494	\$ 1,000	\$ 1,430	\$ 1,000	\$ 1,250	\$ 1,000	\$ 1,250	\$ 1,000	\$ 1,250	\$ 1,000	\$ 4,740	\$ 1,000	\$ 1,250	\$ 1,000	\$ 1,250
Supervisor & Town Clerk																				
Council Member District 1	\$ 4,130	\$ 20,648	\$ 2,729	\$ 13,647	\$ 1,000	\$ 2,766	\$ 1,000	\$ 1,250	\$ 1,000	\$ 1,250	\$ 1,000	\$ 1,250	\$ 1,000	\$ 1,250	\$ 1,000	\$ 1,250	\$ 1,000	\$ 1,250	\$ 1,000	\$ 1,250
Council Member District 4	\$ 4,847	\$ 24,236	\$ 1,627	\$ 8,134	\$ 1,878	\$ 9,389	\$ 1,000	\$ 1,250	\$ 1,000	\$ 1,250	\$ 1,000	\$ 1,250	\$ 1,000	\$ 1,250	\$ 1,000	\$ 1,250	\$ 1,000	\$ 1,250	\$ 1,000	\$ 1,250
Council Member District 6	\$ 5,009	\$ 25,045	\$ 1,604	\$ 8,018	\$ 1,937	\$ 9,686	\$ 1,000	\$ 1,250	\$ 1,000	\$ 1,250	\$ 1,000	\$ 1,250	\$ 1,000	\$ 1,250	\$ 1,000	\$ 1,250	\$ 1,000	\$ 1,250	\$ 1,000	\$ 1,250
Town of N Hempstead:	\$ 8,195	\$ 40,977	\$ 3,308	\$ 16,541	\$ 2,338	\$ 11,691	\$ 1,000	\$ 1,250	\$ 1,000	\$ 1,250	\$ 1,000	\$ 1,250	\$ 1,000	\$ 1,250	\$ 1,000	\$ 1,510	\$ 1,000	\$ 1,250	\$ 1,000	\$ 1,250
Supervisor & Town Clerk																				
Councilperson District 1	\$ 1,191	\$ 5,957	\$ 1,000	\$ 2,951	\$ 1,000	\$ 1,412	\$ 1,000	\$ 1,250	\$ 1,000	\$ 1,250	\$ 1,000	\$ 1,250	\$ 1,000	\$ 1,250	\$ 1,000	\$ 1,250	\$ 1,000	\$ 1,250	\$ 1,000	\$ 1,250
Councilperson District 3	\$ 1,389	\$ 6,845	\$ 1,000	\$ 2,389	\$ 1,000	\$ 2,262	\$ 1,000	\$ 1,250	\$ 1,000	\$ 1,250	\$ 1,000	\$ 1,250	\$ 1,000	\$ 1,250	\$ 1,000	\$ 1,250	\$ 1,000	\$ 1,250	\$ 1,000	\$ 1,250
Councilperson District 5	\$ 1,350	\$ 6,750	\$ 1,000	\$ 2,815	\$ 1,000	\$ 1,766	\$ 1,000	\$ 1,250	\$ 1,000	\$ 1,250	\$ 1,000	\$ 1,250	\$ 1,000	\$ 1,250	\$ 1,000	\$ 1,250	\$ 1,000	\$ 1,250	\$ 1,000	\$ 1,250
Town of Oyster Bay:	\$ 11,450	\$ 57,249	\$ 3,624	\$ 18,118	\$ 4,396	\$ 21,980	\$ 1,000	\$ 1,250	\$ 1,000	\$ 1,250	\$ 1,000	\$ 1,250	\$ 1,000	\$ 1,250	\$ 1,000	\$ 2,179	\$ 1,000	\$ 1,250	\$ 1,000	\$ 1,250
Supervisor, Council Members & Town Clerk																				
City of Glen Cove:	\$ 1,000	\$ 4,301	\$ 1,000	\$ 1,763	\$ 1,000	\$ 1,250	\$ 1,000	\$ 1,250	\$ 1,000	\$ 1,250	\$ 1,000	\$ 1,250	\$ 1,000	\$ 1,250	\$ 1,000	\$ 1,250	\$ 1,000	\$ 1,250	\$ 1,000	\$ 1,250
Mayor & Council Members																				
City of Long Beach:	\$ 1,275	\$ 6,374	\$ 1,000	\$ 3,205	\$ 1,000	\$ 1,429	\$ 1,000	\$ 1,250	\$ 1,000	\$ 1,250	\$ 1,000	\$ 1,250	\$ 1,000	\$ 1,250	\$ 1,000	\$ 1,250	\$ 1,000	\$ 1,250	\$ 1,000	\$ 1,250
Council Members																				
2nd District Court (Town of Hempstead & City of Long Beach)	\$ 29,608	\$ 100,000	\$ 12,176	\$ 60,879	\$ 9,585	\$ 47,923	\$ 1,000	\$ 1,493	\$ 1,000	\$ 1,250	\$ 1,000	\$ 1,250	\$ 1,000	\$ 1,250	\$ 1,008	\$ 5,040	\$ 1,000	\$ 1,250	\$ 1,000	\$ 1,250
NYS Supreme Court Judge (Nassau & Suffolk Counties)	\$ 50,000	\$ 100,000																		

	GENERAL ELECTION		PRIMARY ELECTION		DEMOCRATIC		REPUBLICAN		CONSERVATIVE		GREEN		WORKING FAMILIES		INDEPENDENCE		WOMEN'S EQUALITY		REFORM	
Maximum																				
Campaign Contribution																				
Allowed for Candidates for:	INDIV	RELATIVE	IND	REL	IND	REL	IND	REL	IND	REL	IND	REL	IND	REL	IND	REL	IND	REL	IND	REL
County Legislature:																				
1st District	\$ 2,446	\$ 12,232	\$ 1,590	\$ 7,949	\$ 1,000	\$ 1,731	\$ 1,000	\$ 1,250	\$ 1,000	\$ 1,250	\$ 1,000	\$ 1,250	\$ 1,000	\$ 1,250	\$ 1,000	\$ 1,250	\$ 1,000	\$ 1,250	\$ 1,000	\$ 1,250
2nd District	\$ 2,064	\$ 10,322	\$ 1,324	\$ 6,618	\$ 1,000	\$ 1,512	\$ 1,000	\$ 1,250	\$ 1,000	\$ 1,250	\$ 1,000	\$ 1,250	\$ 1,000	\$ 1,250	\$ 1,000	\$ 1,250	\$ 1,000	\$ 1,250	\$ 1,000	\$ 1,250
3rd District	\$ 2,561	\$ 12,804	\$ 1,534	\$ 7,670	\$ 1,000	\$ 2,265	\$ 1,000	\$ 1,250	\$ 1,000	\$ 1,250	\$ 1,000	\$ 1,250	\$ 1,000	\$ 1,250	\$ 1,000	\$ 1,250	\$ 1,000	\$ 1,250	\$ 1,000	\$ 1,250
4th District	\$ 2,687	\$ 13,435	\$ 1,119	\$ 5,593	\$ 1,000	\$ 4,165	\$ 1,000	\$ 1,250	\$ 1,000	\$ 1,250	\$ 1,000	\$ 1,250	\$ 1,000	\$ 1,250	\$ 1,000	\$ 1,250	\$ 1,000	\$ 1,250	\$ 1,000	\$ 1,250
5th District	\$ 2,558	\$ 12,792	\$ 1,255	\$ 6,276	\$ 1,000	\$ 3,246	\$ 1,000	\$ 1,250	\$ 1,000	\$ 1,250	\$ 1,000	\$ 1,250	\$ 1,000	\$ 1,250	\$ 1,000	\$ 1,250	\$ 1,000	\$ 1,250	\$ 1,000	\$ 1,250
6th District	\$ 2,704	\$ 13,521	\$ 1,000	\$ 4,931	\$ 1,000	\$ 4,899	\$ 1,000	\$ 1,250	\$ 1,000	\$ 1,250	\$ 1,000	\$ 1,250	\$ 1,000	\$ 1,250	\$ 1,000	\$ 1,250	\$ 1,000	\$ 1,250	\$ 1,000	\$ 1,250
7th District	\$ 2,751	\$ 13,754	\$ 1,000	\$ 4,707	\$ 1,063	\$ 5,315	\$ 1,000	\$ 1,250	\$ 1,000	\$ 1,250	\$ 1,000	\$ 1,250	\$ 1,000	\$ 1,250	\$ 1,000	\$ 1,250	\$ 1,000	\$ 1,250	\$ 1,000	\$ 1,250
8th District	\$ 2,649	\$ 13,246	\$ 1,000	\$ 4,361	\$ 1,028	\$ 5,138	\$ 1,000	\$ 1,250	\$ 1,000	\$ 1,250	\$ 1,000	\$ 1,250	\$ 1,000	\$ 1,250	\$ 1,000	\$ 1,250	\$ 1,000	\$ 1,250	\$ 1,000	\$ 1,250
9th District	\$ 2,615	\$ 13,077	\$ 1,000	\$ 4,248	\$ 1,000	\$ 4,708	\$ 1,000	\$ 1,250	\$ 1,000	\$ 1,250	\$ 1,000	\$ 1,250	\$ 1,000	\$ 1,250	\$ 1,000	\$ 1,250	\$ 1,000	\$ 1,250	\$ 1,000	\$ 1,250
10th District	\$ 2,596	\$ 12,982	\$ 1,093	\$ 5,464	\$ 1,000	\$ 3,277	\$ 1,000	\$ 1,250	\$ 1,000	\$ 1,250	\$ 1,000	\$ 1,250	\$ 1,000	\$ 1,250	\$ 1,000	\$ 1,250	\$ 1,000	\$ 1,250	\$ 1,000	\$ 1,250
11th District	\$ 2,545	\$ 12,726	\$ 1,048	\$ 5,238	\$ 1,000	\$ 3,527	\$ 1,000	\$ 1,250	\$ 1,000	\$ 1,250	\$ 1,000	\$ 1,250	\$ 1,000	\$ 1,250	\$ 1,000	\$ 1,250	\$ 1,000	\$ 1,250	\$ 1,000	\$ 1,250
12th District	\$ 2,970	\$ 14,850	\$ 1,000	\$ 3,857	\$ 1,352	\$ 6,758	\$ 1,000	\$ 1,250	\$ 1,000	\$ 1,250	\$ 1,000	\$ 1,250	\$ 1,000	\$ 1,250	\$ 1,000	\$ 1,250	\$ 1,000	\$ 1,250	\$ 1,000	\$ 1,250
13th District	\$ 2,823	\$ 14,114	\$ 1,000	\$ 4,556	\$ 1,089	\$ 5,443	\$ 1,000	\$ 1,250	\$ 1,000	\$ 1,250	\$ 1,000	\$ 1,250	\$ 1,000	\$ 1,250	\$ 1,000	\$ 1,250	\$ 1,000	\$ 1,250	\$ 1,000	\$ 1,250
14th District	\$ 2,630	\$ 13,148	\$ 1,000	\$ 3,726	\$ 1,107	\$ 5,536	\$ 1,000	\$ 1,250	\$ 1,000	\$ 1,250	\$ 1,000	\$ 1,250	\$ 1,000	\$ 1,250	\$ 1,000	\$ 1,250	\$ 1,000	\$ 1,250	\$ 1,000	\$ 1,250
15th District	\$ 2,593	\$ 12,963	\$ 1,000	\$ 3,993	\$ 1,024	\$ 5,119	\$ 1,000	\$ 1,250	\$ 1,000	\$ 1,250	\$ 1,000	\$ 1,250	\$ 1,000	\$ 1,250	\$ 1,000	\$ 1,250	\$ 1,000	\$ 1,250	\$ 1,000	\$ 1,250
16th District	\$ 2,741	\$ 13,704	\$ 1,178	\$ 5,890	\$ 1,000	\$ 3,739	\$ 1,000	\$ 1,250	\$ 1,000	\$ 1,250	\$ 1,000	\$ 1,250	\$ 1,000	\$ 1,250	\$ 1,000	\$ 1,250	\$ 1,000	\$ 1,250	\$ 1,000	\$ 1,250
17th District	\$ 2,673	\$ 13,364	\$ 1,000	\$ 3,887	\$ 1,093	\$ 5,464	\$ 1,000	\$ 1,250	\$ 1,000	\$ 1,250	\$ 1,000	\$ 1,250	\$ 1,000	\$ 1,250	\$ 1,000	\$ 1,250	\$ 1,000	\$ 1,250	\$ 1,000	\$ 1,250
18th District	\$ 2,654	\$ 13,270	\$ 1,000	\$ 3,928	\$ 1,032	\$ 5,158	\$ 1,000	\$ 1,250	\$ 1,000	\$ 1,250	\$ 1,000	\$ 1,250	\$ 1,000	\$ 1,250	\$ 1,000	\$ 1,250	\$ 1,000	\$ 1,250	\$ 1,000	\$ 1,250
19th District	\$ 2,852	\$ 14,261	\$ 1,000	\$ 4,412	\$ 1,160	\$ 5,799	\$ 1,000	\$ 1,250	\$ 1,000	\$ 1,250	\$ 1,000	\$ 1,250	\$ 1,000	\$ 1,250	\$ 1,000	\$ 1,250	\$ 1,000	\$ 1,250	\$ 1,000	\$ 1,250

New York City

Office	Participant	Non-Participant
Mayor, Public Advocate, Comptroller	\$2100	\$3700
Borough President	\$1600	\$2600
City Council	\$1050	\$1600

Doing Business Limits

If an individual contributor has business dealings with the city at the time their contribution is made, lower limits apply, whether the candidate is a participant or non-participant. Doing business contributions are not eligible for matching funds and do not count toward the threshold to receive public funds.

Office	Limit
Mayor, Public Advocate, Comptroller	\$400
Borough President	\$320
City Council	\$250

Niagara County:

INDIVIDUAL LIMITS			
DISTRICT	GENERAL	DEM PRIMARY	REP PRIMARY
COUNTY WIDE	\$6,916.25	\$2,561.50	\$2,339.90
CORONER DIST 1	\$1,382.80	\$1,000.00	\$1,000.00
CORONER DIST 2	\$1,934.25	\$1,000.00	\$1,000.00
CORONER DIST 3	\$1,779.45	\$1,000.00	\$1,000.00
CORONER DIST 4	\$1,819.75	\$1,000.00	\$1,000.00
CITY OF NIAGARA FALLS - CITY WIDE	\$1,382.80	\$1,000.00	\$1,000.00
CITY OF LOCKPORT - CITY WIDE	\$1,000.00	\$1,000.00	\$1,000.00
CITY OF LOCKPORT - WARD 1	\$1,000.00	\$1,000.00	\$1,000.00
CITY OF LOCKPORT - WARD 2	\$1,000.00	\$1,000.00	\$1,000.00
CITY OF LOCKPORT - WARD 3	\$1,000.00	\$1,000.00	\$1,000.00
CITY OF LOCKPORT - WARD 4	\$1,000.00	\$1,000.00	\$1,000.00
CITY OF LOCKPORT - WARD 5	\$1,000.00	\$1,000.00	\$1,000.00
CITY OF NORTH TONAWANDA - CITY WIDE	\$1,017.65	\$1,000.00	\$1,000.00
CITY OF NORTH TONAWANDA - WARD 1	\$1,000.00	\$1,000.00	\$1,000.00
CITY OF NORTH TONAWANDA - WARD 2	\$1,000.00	\$1,000.00	\$1,000.00
CITY OF NORTH TONAWANDA - WARD 3	\$1,000.00	\$1,000.00	\$1,000.00
CAMBRIA	\$1,000.00	\$1,000.00	\$1,000.00
HARTLAND	\$1,000.00	\$1,000.00	\$1,000.00
LEWISTON	\$1,000.00	\$1,000.00	\$1,000.00
TOWN OF LOCKPORT	\$1,000.00	\$1,000.00	\$1,000.00
NEWFANE	\$1,000.00	\$1,000.00	\$1,000.00
TOWN OF NIAGARA	\$1,000.00	\$1,000.00	\$1,000.00
PENDLETON	\$1,000.00	\$1,000.00	\$1,000.00
PORTER	\$1,000.00	\$1,000.00	\$1,000.00
ROYALTON	\$1,000.00	\$1,000.00	\$1,000.00
SOMERSET	\$1,000.00	\$1,000.00	\$1,000.00
WHEATFIELD	\$1,000.00	\$1,000.00	\$1,000.00
WILSON	\$1,000.00	\$1,000.00	\$1,000.00

FAMILY LIMIT - 2021			
DISTRICT	GENERAL	DEM PRIMARY	REP PRIMARY
COUNTY WIDE	\$34,581.25	\$12,807.50	\$11,699.50
CORONER DIST 1	\$6,914.00	\$3,750.00	\$1,368.00
CORONER DIST 2	\$9,671.25	\$3,342.25	\$3,351.00
CORONER DIST 3	\$8,897.25	\$2,758.25	\$3,377.00
CORONER DIST 4	\$9,098.75	\$2,957.00	\$3,603.50
CITY OF NIAGARA FALLS - CITY WIDE	\$6,914.00	\$3,750.00	\$1,368.00
CITY OF LOCKPORT - CITY WIDE	\$3,118.00	\$1,250.00	\$1,250.00
CITY OF LOCKPORT - WARD 1	\$1,250.00	\$1,250.00	\$1,250.00
CITY OF LOCKPORT - WARD 2	\$1,250.00	\$1,250.00	\$1,250.00
CITY OF LOCKPORT - WARD 3	\$1,250.00	\$1,250.00	\$1,250.00
CITY OF LOCKPORT - WARD 4	\$1,250.00	\$1,250.00	\$1,250.00
CITY OF LOCKPORT - WARD 5	\$1,250.00	\$1,250.00	\$1,250.00
CITY OF NORTH TONAWANDA - CITY WIDE	\$5,088.25	\$1,843.25	\$1,565.00
CITY OF NORTH TONAWANDA - WARD 1	\$1,722.50	\$1,250.00	\$1,250.00
CITY OF NORTH TONAWANDA - WARD 2	\$1,496.75	\$1,250.00	\$1,250.00
CITY OF NORTH TONAWANDA - WARD 3	\$1,869.00	\$1,250.00	\$1,250.00
CAMBRIA	\$1,250.00	\$1,250.00	\$1,250.00
HARTLAND	\$1,250.00	\$1,250.00	\$1,250.00
LEWISTON	\$2,925.00	\$1,250.00	\$1,250.00
TOWN OF LOCKPORT	\$3,448.25	\$1,250.00	\$1,285.25
NEWFANE	\$1,624.75	\$1,250.00	\$1,250.00
TOWN OF NIAGARA	\$1,257.50	\$1,250.00	\$1,250.00
PENDLETON	\$1,300.00	\$1,250.00	\$1,250.00
PORTER	\$1,250.00	\$1,250.00	\$1,250.00
ROYALTON	\$1,250.00	\$1,250.00	\$1,250.00
SOMERSET	\$1,250.00	\$1,250.00	\$1,250.00
WHEATFIELD	\$3,203.00	\$1,250.00	\$1,258.25
WILSON	\$1,250.00	\$1,250.00	\$1,250.00

Oneida County:

ONEIDA COUNTY BOARD OF ELECTIONS		DEM		REP	
2021 CONTRIBUTION LIMITS		non family	family	non family	family
COUNTY LEG:					
1		\$1,000	\$1,250	\$1,000	\$1,250
2		\$1,000	\$1,250	\$1,000	\$1,250
3		\$1,000	\$1,250	\$1,000	\$1,250
4		\$1,000	\$1,250	\$1,000	\$1,250
5		\$1,000	\$1,250	\$1,000	\$1,250
6		\$1,000	\$1,250	\$1,000	\$1,250
7		\$1,000	\$1,250	\$1,000	\$1,250
8		\$1,000	\$1,250	\$1,000	\$1,250
9		\$1,000	\$1,250	\$1,000	\$1,250
10		\$1,000	\$1,250	\$1,000	\$1,250
11		\$1,000	\$1,250	\$1,000	\$1,250
12		\$1,000	\$1,250	\$1,000	\$1,250
13		\$1,000	\$1,250	\$1,000	\$1,250
14		\$1,000	\$1,250	\$1,000	\$1,250
15		\$1,000	\$1,250	\$1,000	\$1,250
16		\$1,000	\$1,250	\$1,000	\$1,250
17		\$1,000	\$1,250	\$1,000	\$1,250
18		\$1,000	\$1,250	\$1,000	\$1,250
19		\$1,000	\$1,250	\$1,000	\$1,250
20		\$1,000	\$1,250	\$1,000	\$1,250
21		\$1,000	\$1,250	\$1,000	\$1,250
22		\$1,000	\$1,250	\$1,000	\$1,250
23		\$1,000	\$1,250	\$1,000	\$1,250
CITY OF UTICA	CITY WIDE	\$1,000	\$3,634	\$1,000	\$1,628
City of Utica	Ward 1 Councilpers	\$1,000	\$1,250	\$1,000	\$1,250
City of Utica	Ward 2 Councilpers	\$1,000	\$1,250	\$1,000	\$1,250
City of Utica	Ward 3 Councilpers	\$1,000	\$1,250	\$1,000	\$1,250
City of Utica	Ward 4 Councilpers	\$1,000	\$1,250	\$1,000	\$1,250
City of Utica	Ward 5 Councilpers	\$1,000	\$1,250	\$1,000	\$1,250
City of Utica	Ward 6 Councilpers	\$1,000	\$1,250	\$1,000	\$1,250
CITY OF ROME	CITY WIDE	\$1,000	\$1,348	\$1,000	\$1,613
City of Rome	Ward 1 Councilor	\$1,000	\$1,250	\$1,000	\$1,250
City of Rome	Ward 2 Councilor	\$1,000	\$1,250	\$1,000	\$1,250
City of Rome	Ward 3 Councilor	\$1,000	\$1,250	\$1,000	\$1,250
City of Rome	Ward 4 Councilor	\$1,000	\$1,250	\$1,000	\$1,250
City of Rome	Ward 5 Councilor	\$1,000	\$1,250	\$1,000	\$1,250
City of Rome	Ward 6 Councilor	\$1,000	\$1,250	\$1,000	\$1,250
City of Rome	Ward 7 Councilor	\$1,000	\$1,250	\$1,000	\$1,250

TOWN OFFICES:				
Town of Annsville	\$1,000	\$1,250	\$1,000	\$1,250
Town of Augusta	\$1,000	\$1,250	\$1,000	\$1,250
Town of Ava	\$1,000	\$1,250	\$1,000	\$1,250
Town of Boonville	\$1,000	\$1,250	\$1,000	\$1,250
Town of Bridgewater	\$1,000	\$1,250	\$1,000	\$1,250
Town of Camden	\$1,000	\$1,250	\$1,000	\$1,250
Town of Deerfield	\$1,000	\$1,250	\$1,000	\$1,250
Town of Florence	\$1,000	\$1,250	\$1,000	\$1,250
Town of Floyd	\$1,000	\$1,250	\$1,000	\$1,250
Town of Forestport	\$1,000	\$1,250	\$1,000	\$1,250
Town of Kirkland	\$1,000	\$1,250	\$1,000	\$1,250
Town of Lee	\$1,000	\$1,250	\$1,000	\$1,250
Town of Marcy	\$1,000	\$1,250	\$1,000	\$1,250
Town of Marshall	\$1,000	\$1,250	\$1,000	\$1,250
Town of New Hartford	\$1,000	\$1,250	\$1,000	\$1,250
Town of Paris	\$1,000	\$1,250	\$1,000	\$1,250
Town of Remsen	\$1,000	\$1,250	\$1,000	\$1,250
Town of Sangerfield	\$1,000	\$1,250	\$1,000	\$1,250
Town of Steuben	\$1,000	\$1,250	\$1,000	\$1,250
Town of Trenton	\$1,000	\$1,250	\$1,000	\$1,250
Town of Vernon	\$1,000	\$1,250	\$1,000	\$1,250
Town of Verona	\$1,000	\$1,250	\$1,000	\$1,250
Town of Vienna	\$1,000	\$1,250	\$1,000	\$1,250
Town of Western	\$1,000	\$1,250	\$1,000	\$1,250
Town of Westmoreland	\$1,000	\$1,250	\$1,000	\$1,250
Town of Whitestown	\$1,000	\$1,250	\$1,000	\$1,250

Onondaga County:

INDIVIDUAL LIMIT - 2022			
CITY/TOWN	GENERAL	DEM PRIMARY	REP PRIMARY
COUNTYWIDE	\$15,420.10	\$5,917.05	\$4,251.65
SYRACUSE (CITYWIDE)	\$3,668.85	\$2,066.20	\$1,000.00
CAMILLUS	\$1,000.00	\$1,000.00	\$1,000.00
CICERO	\$1,125.90	\$1,000.00	\$1,000.00
CLAY	\$2,099.00	\$1,000.00	\$1,000.00
DEWITT	\$1,000.00	\$1,000.00	\$1,000.00
ELBRIDGE	\$1,000.00	\$1,000.00	\$1,000.00
FABIUS	\$1,000.00	\$1,000.00	\$1,000.00
GEDDES	\$1,000.00	\$1,000.00	\$1,000.00
LAFAYETTE	\$1,000.00	\$1,000.00	\$1,000.00
LYSANDER	\$1,000.00	\$1,000.00	\$1,000.00
MANLIUS	\$1,267.85	\$1,000.00	\$1,000.00
MARCELLUS	\$1,000.00	\$1,000.00	\$1,000.00
ONONDAGA	\$1,000.00	\$1,000.00	\$1,000.00
OTISCO	\$1,000.00	\$1,000.00	\$1,000.00
POMPEY	\$1,000.00	\$1,000.00	\$1,000.00
SALINA	\$1,105.95	\$1,000.00	\$1,000.00
SKANEATELES	\$1,000.00	\$1,000.00	\$1,000.00
SPAFFORD	\$1,000.00	\$1,000.00	\$1,000.00
TULLY	\$1,000.00	\$1,000.00	\$1,000.00
VAN BUREN	\$1,000.00	\$1,000.00	\$1,000.00
FAMILY LIMIT - 2022			
CITY/TOWN	GENERAL	DEM PRIMARY	REP PRIMARY
COUNTYWIDE	\$77,100.50	\$29,585.25	\$21,258.25
SYRACUSE (CITYWIDE)	\$18,344.25	\$10,331.00	\$2,417.25
CAMILLUS	\$4,715.00	\$1,522.50	\$1,536.25
CICERO	\$5,629.50	\$1,705.00	\$1,904.75
CLAY	\$10,495.00	\$3,554.25	\$3,176.50
DEWITT	\$4,501.50	\$1,812.25	\$1,250.00
ELBRIDGE	\$1,250.00	\$1,250.00	\$1,250.00
FABIUS	\$1,250.00	\$1,250.00	\$1,250.00
GEDDES	\$3,006.00	\$1,250.00	\$1,250.00
LAFAYETTE	\$1,250.00	\$1,250.00	\$1,250.00
LYSANDER	\$4,338.00	\$1,261.25	\$1,632.50
MANLIUS	\$6,339.25	\$2,254.75	\$1,915.00
MARCELLUS	\$1,250.00	\$1,250.00	\$1,250.00
ONONDAGA	\$4,137.75	\$1,356.75	\$1,308.00
OTISCO	\$1,250.00	\$1,250.00	\$1,250.00
POMPEY	\$1,378.75	\$1,250.00	\$1,250.00
SALINA	\$5,529.75	\$1,994.25	\$1,526.50
SKANEATELES	\$1,513.50	\$1,250.00	\$1,250.00
SPAFFORD	\$1,250.00	\$1,250.00	\$1,250.00
TULLY	\$1,250.00	\$1,250.00	\$1,250.00
VAN BUREN	\$2,402.25	\$1,250.00	\$1,250.00

Ontario County:

Primary Election	Family Members	Non-Family
Democratic Party Countywide	\$5,535.25	\$1,107.50
Republican Party Countywide	\$6,869.75	\$1,373.95
Conservative Party Countywide	\$1,250.00	\$1,000.00
Independence Party of New York	\$1,250.00	\$1,000.00
All other Political Parties	\$1,250.00	\$1,000.00
All Town and City Primary Races	\$1,250	\$1,000
General Election	Family Members	Non-Family
Countywide Races	\$18,340.25	\$3,668.05
City of Canandaigua	\$1,676	\$1,000
City of Geneva	\$1,716	\$1,000
Town of Canandaigua	\$2,005	\$1,000
Farmington	\$2,183.00	\$1,000
Manchester	\$1,368.25	\$1,000
Victor	\$2,858.75	\$1,000
All Other Towns	\$1,250.00	\$1,000

Orange County:

Towns	General Election		Primary			
	Individual	Family	DEMOCRAT		REPUBLICAN	
			Individual	Family	Individual	Family
Blooming Grove	\$ 1,000.00	\$ 3,202.00	\$ 1,000.00	\$ 1,250.00	\$ 1,000.00	\$ 1,250.00
Chester	\$ 1,000.00	\$ 2,225.50	\$ 1,000.00	\$ 1,250.00	\$ 1,000.00	\$ 1,250.00
Cornwall	\$ 1,000.00	\$ 2,416.75	\$ 1,000.00	\$ 1,250.00	\$ 1,000.00	\$ 1,250.00
Crawford	\$ 1,000.00	\$ 1,596.25	\$ 1,000.00	\$ 1,250.00	\$ 1,000.00	\$ 1,250.00
Deerpark	\$ 1,000.00	\$ 1,282.75	\$ 1,000.00	\$ 1,250.00	\$ 1,000.00	\$ 1,250.00
Goshen	\$ 1,000.00	\$ 2,370.75	\$ 1,000.00	\$ 1,250.00	\$ 1,000.00	\$ 1,250.00
Greenville	\$ 1,000.00	\$ 1,250.00	\$ 1,000.00	\$ 1,250.00	\$ 1,000.00	\$ 1,250.00
Hamptonburgh	\$ 1,000.00	\$ 1,250.00	\$ 1,000.00	\$ 1,250.00	\$ 1,000.00	\$ 1,250.00
Highlands	\$ 1,000.00	\$ 1,250.00	\$ 1,000.00	\$ 1,250.00	\$ 1,000.00	\$ 1,250.00
Middletown/City	\$ 1,000.00	\$ 3,683.75	\$ 1,000.00	\$ 1,969.50	\$ 1,000.00	\$ 1,250.00
Minisink	\$ 1,000.00	\$ 1,250.00	\$ 1,000.00	\$ 1,250.00	\$ 1,000.00	\$ 1,250.00
Monroe	\$ 1,126.25	\$ 3,423.75	\$ 1,000.00	\$ 1,250.00	\$ 1,000.00	\$ 1,250.00
Montgomery	\$ 1,000.00	\$ 3,894.00	\$ 1,000.00	\$ 1,250.00	\$ 1,000.00	\$ 1,332.50
Mount Hope	\$ 1,000.00	\$ 1,250.00	\$ 1,000.00	\$ 1,250.00	\$ 1,000.00	\$ 1,250.00
New Windsor	\$ 1,000.00	\$ 4,472.75	\$ 1,000.00	\$ 1,824.50	\$ 1,000.00	\$ 1,271.00
Newburgh	\$ 1,109.75	\$ 5,548.75	\$ 1,000.00	\$ 2,172.50	\$ 1,000.00	\$ 1,737.75
Newburgh/City	\$ 1,000.00	\$ 2,881.50	\$ 1,000.00	\$ 1,843.00	\$ 1,000.00	\$ 1,250.00
Palm Tree	\$ 1,000.00	\$ 2,707.25	\$ 1,000.00	\$ 1,250.00	\$ 1,000.00	\$ 1,250.00
PortJervis/City	\$ 1,000.00	\$ 1,250.00	\$ 1,000.00	\$ 1,250.00	\$ 1,000.00	\$ 1,250.00
Tuxedo	\$ 1,000.00	\$ 1,250.00	\$ 1,000.00	\$ 1,250.00	\$ 1,000.00	\$ 1,250.00
Wallkill	\$ 1,000.00	\$ 4,840.00	\$ 1,000.00	\$ 2,156.00	\$ 1,000.00	\$ 1,250.00
Warwick	\$ 1,207.70	\$ 6,038.50	\$ 1,000.00	\$ 1,962.00	\$ 1,000.00	\$ 2,054.50
Wawayanda	\$ 1,000.00	\$ 1,354.25	\$ 1,000.00	\$ 1,250.00	\$ 1,000.00	\$ 1,250.00
Woodbury	\$ 1,000.00	\$ 1,999.50	\$ 1,000.00	\$ 1,250.00	\$ 1,000.00	\$ 1,250.00
County Wide	\$ 12,108.50	\$60,542.50	\$ 4,560.35	\$22,801.75	\$ 3,670.15	\$18,350.75

Orleans County:

Candidates Running for Countywide Office		
PRIMARY LIMITS	NON-FAMILY LIMITS	FAMILY
Democratic	\$1,000.00	\$1,333.75
Republican	\$1,000.00	\$2,902.75
Conservative	\$1,000.00	\$1,250.00
Working Families	\$1,000.00	\$1,250.00
GENERAL/SPECIAL	NON-FAMILY LIMITS	FAMILY
County	\$1,215.65	\$6,078.25
Candidates Running for Legislative Districts		
PRIMARY LIMITS	NON-FAMILY LIMITS	FAMILY
District 1	\$1,000.00	\$1,250.00
District 2	\$1,000.00	\$1,250.00
District 3	\$1,000.00	\$1,250.00
District 4	\$1,000.00	\$1,250.00
Candidates Running for Town Offices		
PRIMARY LIMITS	NON-FAMILY LIMITS	FAMILY
ALL TOWNS	\$1,000.00	\$1,250.00

Oswego County:

Primary	Individual	Family
County-wide - Democratic	\$1,000.00	\$4,338.25
County-wide - Republican	\$1,684.15	\$8,420.75
County-wide - All other parties	\$1,000.00	\$1,250.00
All cities, towns, and village offices, regardless of party	\$1,000.00	\$1,250.00
General	Individual	Family
County-wide	\$3,700.65	\$18,503.25
All Legislators	\$1,000.00	\$1,250.00
Fulton City	\$1,000.00	\$1,586.75
Oswego City	\$1,000.00	\$2,511.50
All town positions	\$1,000.00	\$1,250.00
All village positions	\$1,000.00	\$1,250.00

Otsego County:

Office	Election	Individual	Family
County	Primary	\$ 1,000.00	Dem \$2801.50
			Rep \$3380.75
	General		\$ 8,878.00
County Rep	Primary	\$ 1,000.00	\$ 1,250.00
	General		
Town	Primary	\$ 1,000.00	\$ 1,250.00
	General		
City	Primary	\$ 1,000.00	\$ 1,250.00
	General		

Putnam County:

Offices	Individual			Family		
	Democratic Primary	Republican Primary	General Election	Democratic Primary	Republican Primary	General Election
County Wide Offices	\$1,084.05	\$1,169.10	\$3,462.50	\$5,420.25	\$5,845.50	\$17,312.50
Legislative Offices						
District #5	\$1,000.00	\$1,000.00	\$1,000.00	\$1,250.00	\$1,250.00	\$1,741.50
District #6	\$1,000.00	\$1,000.00	\$1,000.00	\$1,250.00	\$1,250.00	\$2,151.00
District #9	\$1,000.00	\$1,000.00	\$1,000.00	\$1,250.00	\$1,250.00	\$1,969.75
Town Offices						
Carmel	\$1,000.00	\$1,000.00	\$1,224.50	\$1,634.50	\$2,316.75	\$6,122.50
Kent	\$1,000.00	\$1,000.00	\$1,000.00	\$1,250.00	\$1,250.00	\$2,330.50
Patterson	\$1,000.00	\$1,000.00	\$1,000.00	\$1,250.00	\$1,250.00	\$1,796.00
Philipstown	\$1,000.00	\$1,000.00	\$1,000.00	\$1,250.00	\$1,250.00	\$1,876.00
Putnam Valley	\$1,000.00	\$1,000.00	\$1,000.00	\$1,250.00	\$1,250.00	\$2,088.00
Southeast	\$1,000.00	\$1,000.00	\$1,000.00	\$1,250.00	\$1,250.00	\$3,099.50
Village Offices						
Brewster	\$1,000.00	\$1,000.00	\$1,000.00	\$1,250.00	\$1,250.00	\$1,250.00
Cold Spring	\$1,000.00	\$1,000.00	\$1,000.00	\$1,250.00	\$1,250.00	\$1,250.00

Rensselaer County:

Village	General Individual	General Family
Castleton	\$ 1,000.00	\$ 1,250.00
East Nassau	\$ 1,000.00	\$ 1,250.00
Hoosick Falls	\$ 1,000.00	\$ 1,250.00
Nassau	\$ 1,000.00	\$ 1,250.00
Schaghticoke	\$ 1,000.00	\$ 1,250.00
Valley Falls	\$ 1,000.00	\$ 1,250.00

TOWN/CITY or DISTRICT	GENERAL NON-FAMILY LIMIT	GENERAL FAMILY LIMIT		PRIMARY NON-FAMILY LIMIT	PRIMARY FAMILY LIMIT
County-wide	\$ 5,215.05	\$ 26,075.25	DEM - County	\$ 1,656.95	\$ 8,284.75
19th CD	\$ 2,494.05	\$ 12,470.25	DEM - 19th CD	\$ 1,000.00	\$ 3,840.50
20th CD	\$ 1,228.15	\$ 6,140.75	DEM - 20th CD	\$ 1,000.00	\$ 2,649.50
21st CD	\$ 1,492.85	\$ 7,464.25	DEM - 21st CD	\$ 1,000.00	\$ 1,794.75
43rd SD	\$ 2,142.00	\$ 10,710.00	DEM - 43rd SD	\$ 1,000.00	\$ 2,672.00
45th SD	\$ 1,844.90	\$ 9,224.50	DEM - 45th SD	\$ 1,000.00	\$ 2,963.25
46th SD	\$ 1,228.15	\$ 6,140.75	DEM - 46th SD	\$ 1,000.00	\$ 2,649.50
107th AD	\$ 2,625.20	\$ 13,126.00	DEM - 107th AD	\$ 1,000.00	\$ 3,298.75
108th AD	\$ 2,589.85	\$ 12,949.25	DEM - 108th AD	\$ 1,000.00	\$ 2,998.00
Berlin	\$ 1,000.00	\$ 1,250.00	DEM - 1st Leg	\$ 1,000.00	\$ 2,657.00
Brunswick	\$ 1,000.00	\$ 2,475.75	DEM - 2nd Leg	\$ 1,000.00	\$ 1,970.75
East Greenbush	\$ 1,000.00	\$ 3,055.75	DEM - 3rd Leg	\$ 1,000.00	\$ 1,250.00
Grafton	\$ 1,000.00	\$ 1,250.00	DEM - 4th Leg	\$ 1,000.00	\$ 1,306.00
Hoosick	\$ 1,000.00	\$ 1,250.00	DEM - 5th Leg	\$ 1,000.00	\$ 1,250.00
Nassau	\$ 1,000.00	\$ 1,250.00	DEM - 6th Leg	\$ 1,000.00	\$ 1,250.00
North Greenbush	\$ 1,000.00	\$ 2,441.50	REP - County	\$ 1,275.85	\$ 6,379.25
Petersburgh	\$ 1,000.00	\$ 1,250.00	REP - 19th CD	\$ 1,000.00	\$ 3,204.25
Pittstown	\$ 1,000.00	\$ 1,250.00	REP - 20th CD	\$ 1,000.00	\$ 1,250.00
Poestenkill	\$ 1,000.00	\$ 1,250.00	REP - 21st CD	\$ 1,000.00	\$ 2,296.00
Sand Lake	\$ 1,000.00	\$ 1,620.75	REP - 43rd SD	\$ 1,000.00	\$ 3,300.75
Schaghticoke	\$ 1,000.00	\$ 1,389.00	REP - 45th SD	\$ 1,000.00	\$ 1,250.00
Schodack	\$ 1,000.00	\$ 2,416.00	REP - 46th SD	\$ 1,000.00	\$ 1,250.00
Stephentown	\$ 1,000.00	\$ 1,250.00	REP - 107th AD	\$ 1,000.00	\$ 4,045.25
Rensselaer (6th Leg)	\$ 1,000.00	\$ 1,250.00	REP - 108th AD	\$ 1,000.00	\$ 1,250.00
Troy (1st Leg)	\$ 1,228.15	\$ 6,140.75	REP - 1st Leg	\$ 1,000.00	\$ 1,250.00
Troy Council	\$ 1,000.00	\$ 1,250.00	REP - 2nd Leg	\$ 1,000.00	\$ 1,501.25
2nd Leg	\$ 1,262.35	\$ 6,311.75	REP - 3rd Leg	\$ 1,000.00	\$ 1,510.00
3rd Leg	\$ 1,000.00	\$ 4,849.50	REP - 4th Leg	\$ 1,000.00	\$ 1,482.00
4th Leg	\$ 1,000.00	\$ 4,897.75	REP - 5th Leg	\$ 1,000.00	\$ 1,250.00
5th Leg	\$ 1,000.00	\$ 2,564.25	REP - 6th Leg	\$ 1,000.00	\$ 1,250.00
			CON - County	\$ 1,000.00	\$ 1,250.00
			WOR - County	\$ 1,000.00	\$ 1,250.00
			Towns/Cities - any party	\$ 1,000.00	\$ 1,250.00
			Troy Council - any party	\$ 1,000.00	\$ 1,250.00

Rockland County:

Office	General		Primary			
	Individual	Family	Dem Indv.	Dem Fam.	Rep Indv.	Rep Fam.
Ramapo Town Justice	\$ 3,686.00	\$ 18,426.00	\$ 1,846.00	\$ 9,227.00	\$ 1,000.00	\$ 4,171.00
Stony Point Town Council	\$ 1,000.00	\$ 2,841.00	\$ 1,000.00	\$ 1,250.00	\$ 1,000.00	\$ 1,250.00
Stony Point superintendant of highways	\$ 1,000.00	\$ 2,841.00	\$ 1,000.00	\$ 1,250.00	\$ 1,000.00	\$ 1,250.00
Haverstraw Village Trustee	\$ 1,000.00	\$ 1,420.00	\$ 1,000.00	\$ 1,250.00	\$ 1,000.00	\$ 1,250.00
Nyack Village Trustee	\$ 1,000.00	\$ 1,250.00	\$ 1,000.00	\$ 1,250.00	\$ 1,000.00	\$ 1,250.00
Piedmont Village Trustee	\$ 1,000.00	\$ 1,250.00	\$ 1,000.00	\$ 1,250.00	\$ 1,000.00	\$ 1,250.00
Sloatsburg Village Trustee	\$ 1,000.00	\$ 1,250.00	\$ 1,000.00	\$ 1,250.00	\$ 1,000.00	\$ 1,250.00
Suffern Village Trustee	\$ 1,000.00	\$ 1,250.00	\$ 1,000.00	\$ 1,250.00	\$ 1,000.00	\$ 1,250.00

St. Lawrence County:

Town	Individual-General	Family-General	Primary-Dem-Indv.	Primary-Dem-Family	Primary-Rep-Indv.	Primary-Rep-Family
BRASHER	\$1,000.00	\$1,000.00	\$1,250.00	\$1,000.00	\$1,250.00	\$1,000.00
CANTON	\$1,000.00	\$1,000.00	\$1,323.25	\$1,000.00	\$1,250.00	\$1,000.00
CLARE	\$1,000.00	\$1,000.00	\$1,250.00	\$1,000.00	\$1,250.00	\$1,000.00
CLIFTON	\$1,000.00	\$1,000.00	\$1,250.00	\$1,000.00	\$1,250.00	\$1,000.00
COLTON	\$1,000.00	\$1,000.00	\$1,250.00	\$1,000.00	\$1,250.00	\$1,000.00
DEKALB	\$1,000.00	\$1,000.00	\$1,250.00	\$1,000.00	\$1,250.00	\$1,000.00
DEPEYSTER	\$1,000.00	\$1,000.00	\$1,250.00	\$1,000.00	\$1,250.00	\$1,000.00
EDWARDS	\$1,000.00	\$1,000.00	\$1,250.00	\$1,000.00	\$1,250.00	\$1,000.00
FINE	\$1,000.00	\$1,000.00	\$1,250.00	\$1,000.00	\$1,250.00	\$1,000.00
FOWLER	\$1,000.00	\$1,000.00	\$1,250.00	\$1,000.00	\$1,250.00	\$1,000.00
GOUVERNEUR	\$1,000.00	\$1,000.00	\$1,250.00	\$1,000.00	\$1,250.00	\$1,000.00
HAMMOND	\$1,000.00	\$1,000.00	\$1,250.00	\$1,000.00	\$1,250.00	\$1,000.00
HERMON	\$1,000.00	\$1,000.00	\$1,250.00	\$1,000.00	\$1,250.00	\$1,000.00
HOPKINTON	\$1,000.00	\$1,000.00	\$1,250.00	\$1,000.00	\$1,250.00	\$1,000.00
LAWRENCE	\$1,000.00	\$1,000.00	\$1,250.00	\$1,000.00	\$1,250.00	\$1,000.00
LISBON	\$1,000.00	\$1,000.00	\$1,250.00	\$1,000.00	\$1,250.00	\$1,000.00
LOUISVILLE	\$1,000.00	\$1,000.00	\$1,250.00	\$1,000.00	\$1,250.00	\$1,000.00
MACOMB	\$1,000.00	\$1,000.00	\$1,250.00	\$1,000.00	\$1,250.00	\$1,000.00
MADRID	\$1,000.00	\$1,000.00	\$1,250.00	\$1,000.00	\$1,250.00	\$1,000.00
MASSENA	\$1,000.00	\$1,000.00	\$1,716.75	\$1,000.00	\$1,250.00	\$1,000.00
MORRISTOWN	\$1,000.00	\$1,000.00	\$1,250.00	\$1,000.00	\$1,250.00	\$1,000.00
NORFOLK	\$1,000.00	\$1,000.00	\$1,250.00	\$1,000.00	\$1,250.00	\$1,000.00
OSWEGATCHIE	\$1,000.00	\$1,000.00	\$1,250.00	\$1,000.00	\$1,250.00	\$1,000.00
PARISHVILLE	\$1,000.00	\$1,000.00	\$1,250.00	\$1,000.00	\$1,250.00	\$1,000.00
PIERCEFIELD	\$1,000.00	\$1,000.00	\$1,250.00	\$1,000.00	\$1,250.00	\$1,000.00
PIERREPONT	\$1,000.00	\$1,000.00	\$1,250.00	\$1,000.00	\$1,250.00	\$1,000.00
PITCAIRN	\$1,000.00	\$1,250.00	\$1,000.00	\$1,250.00	\$1,000.00	\$1,250.00
POTSDAM	\$1,000.00	\$1,663.75	\$1,000.00	\$1,250.00	\$1,000.00	\$1,250.00
ROSSIE	\$1,000.00	\$1,250.00	\$1,000.00	\$1,250.00	\$1,000.00	\$1,250.00
RUSSELL	\$1,000.00	\$1,250.00	\$1,000.00	\$1,250.00	\$1,000.00	\$1,250.00
STOCKHOLM	\$1,000.00	\$1,250.00	\$1,000.00	\$1,250.00	\$1,000.00	\$1,250.00
WADDINGTON	\$1,000.00	\$1,250.00	\$1,000.00	\$1,250.00	\$1,000.00	\$1,250.00
OGDENSBURG	\$1,000.00	\$1,352.00	\$1,000.00	\$1,250.00	\$1,000.00	\$1,250.00
COUNTY TOTAL	\$2,993.50	\$14,967.50	\$1,023.25	\$5,116.25	\$1,055.35	\$5,276.75

Saratoga County:

2022	Primary			General	
	Party	Individual	Family	Individual	Family
County	Democratic	\$2,519	\$12,597	\$8,488	\$42,439
	Republican	\$3,091	\$15,457		
				Individual	Family
Ballston	Democratic	\$1,000	\$1,250	\$1,000	\$2,251
	Republican	\$1,000	\$1,250		
				Individual	Family
Charlton	Democratic	\$1,000	\$1,250	\$1,000	\$1,250
	Republican	\$1,000	\$1,250		
				Individual	Family
Clifton Park	Democratic	\$1,000	\$2,327	\$1,452	\$7,260
	Republican	\$1,000	\$2,292		
				Individual	Family
Corinth	Democratic	\$1,000	\$1,250	\$1,000	\$1,250
	Republican	\$1,000	\$1,250		
				Individual	Family
Day	Democratic	\$1,000	\$1,250	\$1,000	\$1,250
	Republican	\$1,000	\$1,250		
				Individual	Family
Edinburg	Democratic	\$1,000	\$1,250	\$1,000	\$1,250
	Republican	\$1,000	\$1,250		
				Individual	Family
Galway	Democratic	\$1,000	\$1,250	\$1,000	\$1,250
	Republican	\$1,000	\$1,250		
				Individual	Family
Greenfield	Democratic	\$1,000	\$1,250	\$1,000	\$1,453
	Republican	\$1,000	\$1,250		
				Individual	Family
Hadley	Democratic	\$1,000	\$1,250	\$1,000	\$1,250
	Republican	\$1,000	\$1,250		
				Individual	Family
Halfmoon	Democratic	\$1,000	\$1,316	\$1,000	\$4,437
	Republican	\$1,000	\$1,511		
				Individual	Family

Malta	Democratic	\$1,000	\$1,250	\$1,000	\$3,138
	Republican	\$1,000	\$1,250		
				Individual	Family
Mechanicville	Democratic	\$1,000	\$1,250	\$1,000	\$1,250
	Republican	\$1,000	\$1,250		
				Individual	Family
Milton	Democratic	\$1,000	\$1,250	\$1,000	\$3,322
	Republican	\$1,000	\$1,380		
				Individual	Family
Moreau	Democratic	\$1,000	\$1,250	\$1,000	\$2,679
	Republican	\$1,000	\$1,250		
				Individual	Family
Northumberland	Democratic	\$1,000	\$1,250	\$1,000	\$1,250
	Republican	\$1,000	\$1,250		
				Individual	Family
Providence	Democratic	\$1,000	\$1,250	\$1,000	\$1,250
	Republican	\$1,000	\$1,250		
				Individual	Family
Saratoga	Democratic	\$1,000	\$1,250	\$1,000	\$1,250
	Republican	\$1,000	\$1,250		
				Individual	Family
Saratoga Springs	Democratic	\$1,000	\$2,039	\$1,021	\$5,105
	Republican	\$1,000	\$1,478		
				Individual	Family
Stillwater	Democratic	\$1,000	\$1,250	\$1,000	\$1,676
	Republican	\$1,000	\$1,250		
				Individual	Family
Waterford	Democratic	\$1,000	\$1,250	\$1,000	\$1,421
	Republican	\$1,000	\$1,250		
				Individual	Family
Wilton	Democratic	\$1,000	\$1,250	\$1,000	\$3,223
	Republican	\$1,000	\$1,250		

Schenectady County:

Local Campaign		Contribution Limits		County Leg Dist 1		
Duanesburg		NON-FAMILY	FAMILY		NON-FAMILY	FAMILY
DEM- PRIMARY		\$1,000.00	\$1,250.00	DEM- PRIMARY	\$1,000.00	\$1,913.00
REP- PRIMARY		\$1,000.00	\$1,250.00	REP- PRIMARY	\$1,000.00	\$1,250.00
GENERAL ELECTION		\$1,000.00	\$1,250.00	GENERAL ELECTION	\$1,000.00	\$3,888.00
Glenville				County Leg Dist 2		
DEM- PRIMARY		\$1,000.00	\$1,739.00	DEM- PRIMARY	\$1,000.00	\$2,187.00
REP- PRIMARY		\$1,000.00	\$1,672.00	REP- PRIMARY	\$1,000.00	\$1,250.00
GENERAL ELECTION		\$1,064.00	\$5,319.00	GENERAL ELECTION	\$1,000.00	\$4,282.00
Niskayuna				County Leg Dist 3		
DEM- PRIMARY		\$1,000.00	\$1,802.00	DEM- PRIMARY	\$1,000.00	\$3,542.00
REP- PRIMARY		\$1,000.00	\$1,250.00	REP- PRIMARY	\$1,000.00	\$2,760.00
GENERAL ELECTION		\$1,000.00	\$4,156.00	GENERAL ELECTION	\$1,895.00	\$9,474.00
Princeton				County Leg Dist 4		
DEM- PRIMARY		\$1,000.00	\$1,250.00	DEM- PRIMARY	\$1,000.00	\$2,248.00
REP- PRIMARY		\$1,000.00	\$1,250.00	REP- PRIMARY	\$1,000.00	\$2,011.00
GENERAL ELECTION		\$1,000.00	\$1,250.00	GENERAL ELECTION	\$1,809.00	\$6,923.00
Rotterdam				County		
DEM- PRIMARY		\$1,000.00	\$1,844.00	DEM- PRIMARY	\$1,978.00	\$9,889.00
REP- PRIMARY		\$1,000.00	\$1,454.00	REP- PRIMARY	\$1,190.00	\$5,948.00
GENERAL ELECTION		\$1,073.00	\$5,366.00	GENERAL ELECTION	\$4,913.00	\$24,566.00
Scotia						
DEM- PRIMARY		\$1,000.00	\$1,250.00			
REP- PRIMARY		\$1,000.00	\$1,250.00			
GENERAL ELECTION		\$1,000.00	\$1,250.00			
Schenectady						
DEM- PRIMARY		\$1,000.00	\$4,100.00			
REP- PRIMARY		\$1,000.00	\$1,309.00			
GENERAL ELECTION		\$1,634.00	\$8,169.00			

Schoharie County:

	Indv.-County	Indiv.-Town	Indv.-Village	Family-County	Family-Town	Family-Village
Primary	\$ 1,005.00	\$ 1,000.00	\$ 1,000.00	\$ 5,023.00	\$ 1,000.00	\$ 1,000.00
General	\$ 1,005.00	\$ 1,000.00	\$ 1,000.00	\$ 5,023.00	\$ 1,000.00	\$ 1,000.00

Schuyler County:

DEMOCRATIC	County	Town of Catharine	Town of Cayuta	Town of Dix	Town of Hector	Town of Montour	Town of Orange	Town of Reading	Town of Tyrone
Primary Election Limits Non-Family Members	\$1,000	\$1,000	\$1,000	\$1,000	\$1,000	\$1,000	\$1,000	\$1,000	\$1,000
Family Members	\$4,022	\$1,250	\$1,250	\$1,250	\$1,509	\$1,250	\$1,250	\$1,250	\$1,250
General Election Limits Non-Family Members	\$1,000	\$1,000	\$1,000	\$1,000	\$1,000	\$1,000	\$1,000	\$1,000	\$1,000
Family Members	\$4,022	\$1,250	\$1,250	\$1,250	\$1,509	\$1,250	\$1,250	\$1,250	\$1,250
REPUBLICAN									
Primary Election Limits Non-Family Members	\$1,208	\$1,000	\$1,000	\$1,000	\$1,000	\$1,000	\$1,000	\$1,000	\$1,000
Family Members	\$6,038	\$1,250	\$1,250	\$1,250	\$1,522	\$1,250	\$1,250	\$1,250	\$1,250
General Election Limits Non-Family Members	\$1,208	\$1,000	\$1,000	\$1,000	\$1,000	\$1,000	\$1,000	\$1,000	\$1,000
Family Members	\$6,038	\$1,250	\$1,250	\$1,250	\$1,522	\$1,250	\$1,250	\$1,250	\$1,250
DEMOCRATIC	Legislature District	Legislature District	Legislature District	Legislature District	Legislature District	Legislature District	Legislature District	Legislature District	Legislature District 8
Primary Election Limits Non-Family Members	\$1,000	\$1,000	\$1,000	\$1,000	\$1,000	\$1,000	\$1,000	\$1,000	\$1,000
Family Members	\$1,250	\$1,250	\$1,250	\$1,250	\$1,250	\$1,250	\$1,250	\$1,250	\$1,250
General Election Limits Non-Family Members	\$1,000	\$1,000	\$1,000	\$1,000	\$1,000	\$1,000	\$1,000	\$1,000	\$1,000
Family Members	\$1,250	\$1,250	\$1,250	\$1,250	\$1,250	\$1,250	\$1,250	\$1,250	\$1,250
REPUBLICAN									
Primary Election Limits Non-Family Members	\$1,000	\$1,000	\$1,000	\$1,000	\$1,000	\$1,000	\$1,000	\$1,000	\$1,000
Family Members	\$1,250	\$1,250	\$1,250	\$1,250	\$1,250	\$1,250	\$1,250	\$1,250	\$1,250
General Election Limits Non-Family Members	\$1,000	\$1,000	\$1,000	\$1,000	\$1,000	\$1,000	\$1,000	\$1,000	\$1,000
Family Members	\$1,250	\$1,250	\$1,250	\$1,250	\$1,250	\$1,250	\$1,250	\$1,250	\$1,250

Seneca County:

Town	Primary		General	
	Individual	Family	Individual	Family
Covert	\$ 1,000.00	\$ 1,250.00	\$ 1,000.00	\$ 1,250.00
Fayette	\$ 1,000.00	\$ 1,250.00	\$ 1,000.00	\$ 1,250.00
Junius	\$ 1,000.00	\$ 1,250.00	\$ 1,000.00	\$ 1,250.00
Lodi	\$ 1,000.00	\$ 1,250.00	\$ 1,000.00	\$ 1,250.00
Ovid	\$ 1,000.00	\$ 1,250.00	\$ 1,000.00	\$ 1,250.00
Romulus	\$ 1,000.00	\$ 1,250.00	\$ 1,000.00	\$ 1,250.00
Seneca Falls	\$ 1,000.00	\$ 1,250.00	\$ 1,000.00	\$ 1,250.00
Tyre	\$ 1,000.00	\$ 1,250.00	\$ 1,000.00	\$ 1,250.00
Varick	\$ 1,000.00	\$ 1,250.00	\$ 1,000.00	\$ 1,250.00
Waterloo	\$ 1,000.00	\$ 1,250.00	\$ 1,000.00	\$ 1,250.00
County				
	Individual	Family		
Dem	\$ 1,000.00	\$ 1,530.00		
Rep	\$ 1,000.00	\$ 1,975.00		

Steuben County: General:

Municipality	District	Non-Family	Family
Steuben County	City Wide	\$3,018	\$15,089
County Legislator	1	\$1,000	\$1,250
	2	\$1,000	\$1,664
	3	\$1,000	\$1,740
	4	\$1,000	\$1,250
	5	\$1,000	\$1,250
	6	\$1,000	\$1,250
	7	\$1,000	\$1,250
	8	\$1,000	\$1,250
	9	\$1,000	\$1,250
	10	\$1,000	\$1,250
	11	\$1,000	\$1,250
	12	\$1,000	\$1,323
	13	\$1,000	\$1,714
City of Corning	City Wide	\$1,000	\$1,664
City Councilman	1	\$1,000	\$1,250
City Councilman	2	\$1,000	\$1,250
City Councilman	3	\$1,000	\$1,250
City Councilman	4	\$1,000	\$1,250
City Councilman	5	\$1,000	\$1,250
City Councilman	6	\$1,000	\$1,250
City Councilman	7	\$1,000	\$1,250
City Councilman	8	\$1,000	\$1,250
City of Hornell	City Wide	\$1,000	\$1,250
City Alderman	1	\$1,000	\$1,250
City Alderman	2	\$1,000	\$1,250
City Alderman	3	\$1,000	\$1,250
City Alderman	4	\$1,000	\$1,250
City Alderman	5	\$1,000	\$1,250
City Alderman	6	\$1,000	\$1,250
City Alderman	7	\$1,000	\$1,250
City Alderman	8	\$1,000	\$1,250
City Alderman	9	\$1,000	\$1,250
City Alderman	10	\$1,000	\$1,250

Municipality		Non-Family	Family
Town of Addison		\$1,000	\$1,250
Town of Avoca		\$1,000	\$1,250
Town of Bath		\$1,000	\$1,740
Town of Bradford		\$1,000	\$1,250
Town of Cameron		\$1,000	\$1,250
Town of Campbell		\$1,000	\$1,250
Town of Canisteo		\$1,000	\$1,250
Town of Caton		\$1,000	\$1,250
Town of Cohocton		\$1,000	\$1,250
Town of Corning		\$1,000	\$1,250
Town of Dansville		\$1,000	\$1,250
Town of Erwin		\$1,000	\$1,323
Town of Fremont		\$1,000	\$1,250
Town of Greenwood		\$1,000	\$1,250
Town of Hartsville		\$1,000	\$1,250
Town of Hornby		\$1,000	\$1,250
Town of Hornellsville		\$1,000	\$1,250
Town of Howard		\$1,000	\$1,250
Town of Jasper		\$1,000	\$1,250
Town of Lindley		\$1,000	\$1,250
Town of Prattsburgh		\$1,000	\$1,250
Town of Pulteney		\$1,000	\$1,250
Town of Rathbone		\$1,000	\$1,250
Town of Thurston		\$1,000	\$1,250
Town of Troupsburg		\$1,000	\$1,250
Town of Tuscarora		\$1,000	\$1,250
Town of Urbana		\$1,000	\$1,250
Town of Wayland		\$1,000	\$1,250
Town of Wayne		\$1,000	\$1,250
Town of West Union		\$1,000	\$1,250
Town of Wheeler		\$1,000	\$1,250
Town of Woodhull		\$1,000	\$1,250

Primary Limits-Family:

TOWNS	DEM	REP
Town of Addison	\$1,250	\$1,250
Town of Avoca	\$1,250	\$1,250
Town of Bath	\$1,250	\$1,250
Town of Bradford	\$1,250	\$1,250
Town of Cameron	\$1,250	\$1,250
Town of Campbell	\$1,250	\$1,250
Town of Canisteo	\$1,250	\$1,250
Town of Caton	\$1,250	\$1,250
Town of Cohocton	\$1,250	\$1,250
Town of Corning	\$1,250	\$1,250
Town of Dansville	\$1,250	\$1,250
Town of Erwin	\$1,250	\$1,250
Town of Fremont	\$1,250	\$1,250
Town of Greenwood	\$1,250	\$1,250
Town of Hartsville	\$1,250	\$1,250
Town of Hornby	\$1,250	\$1,250
Town of Hornellsville	\$1,250	\$1,250
Town of Howard	\$1,250	\$1,250
Town of Jasper	\$1,250	\$1,250
Town of Lindley	\$1,250	\$1,250
Town of Prattsburgh	\$1,250	\$1,250
Town of Pulteney	\$1,250	\$1,250
Town of Rathbone	\$1,250	\$1,250
Town of Thurston	\$1,250	\$1,250
Town of Troupsburg	\$1,250	\$1,250
Town of Tuscarora	\$1,250	\$1,250
Town of Urbana	\$1,250	\$1,250
Town of Wayland	\$1,250	\$1,250
Town of Wayne	\$1,250	\$1,250
Town of West Union	\$1,250	\$1,250
Town of Wheeler	\$1,250	\$1,250
Town of Woodhull	\$1,250	\$1,250

Municipality	District	DEM	REP
County Wide		\$3,594	\$7,415
County Legislator	1	\$1,250	\$1,250
County Legislator	2	\$1,250	\$1,250
County Legislator	3	\$1,250	\$1,250
County Legislator	4	\$1,250	\$1,250
County Legislator	5	\$1,250	\$1,250
County Legislator	6	\$1,250	\$1,250
County Legislator	7	\$1,250	\$1,250
County Legislator	8	\$1,250	\$1,250
County Legislator	9	\$1,250	\$1,250
County Legislator	10	\$1,250	\$1,250
County Legislator	11	\$1,250	\$1,250
County Legislator	12	\$1,250	\$1,250
County Legislator	13	\$1,250	\$1,250
CITIES			
City of Corning		\$1,250	\$1,250
City Councilman	1	\$1,250	\$1,250
City Councilman	2	\$1,250	\$1,250
City Councilman	3	\$1,250	\$1,250
City Councilman	4	\$1,250	\$1,250
City Councilman	5	\$1,250	\$1,250
City Councilman	6	\$1,250	\$1,250
City Councilman	7	\$1,250	\$1,250
City Councilman	8	\$1,250	\$1,250
City of Hornell		\$1,250	\$1,250
City Alderman	1	\$1,250	\$1,250
City Alderman	2	\$1,250	\$1,250
City Alderman	3	\$1,250	\$1,250
City Alderman	4	\$1,250	\$1,250
City Alderman	5	\$1,250	\$1,250
City Alderman	6	\$1,250	\$1,250
City Alderman	7	\$1,250	\$1,250
City Alderman	8	\$1,250	\$1,250
City Alderman	9	\$1,250	\$1,250
City Alderman	10	\$1,250	\$1,250

Primary Limits-Individual:

TOWNS	DEM	REP
Town of Addison	\$1,000	\$1,000
Town of Avoca	\$1,000	\$1,000
Town of Bath	\$1,000	\$1,000
Town of Bradford	\$1,000	\$1,000
Town of Cameron	\$1,000	\$1,000
Town of Campbell	\$1,000	\$1,000
Town of Canisteo	\$1,000	\$1,000
Town of Caton	\$1,000	\$1,000
Town of Cohocton	\$1,000	\$1,000
Town of Corning	\$1,000	\$1,000
Town of Dansville	\$1,000	\$1,000
Town of Erwin	\$1,000	\$1,000
Town of Fremont	\$1,000	\$1,000
Town of Greenwood	\$1,000	\$1,000
Town of Hartsville	\$1,000	\$1,000
Town of Hornby	\$1,000	\$1,000
Town of Hornellsville	\$1,000	\$1,000
Town of Howard	\$1,000	\$1,000
Town of Jasper	\$1,000	\$1,000
Town of Lindley	\$1,000	\$1,000
Town of Prattsburgh	\$1,000	\$1,000
Town of Pulteney	\$1,000	\$1,000
Town of Rathbone	\$1,000	\$1,000
Town of Thurston	\$1,000	\$1,000
Town of Troupsburg	\$1,000	\$1,000
Town of Tuscarora	\$1,000	\$1,000
Town of Urbana	\$1,000	\$1,000
Town of Wayland	\$1,000	\$1,000
Town of Wayne	\$1,000	\$1,000
Town of West Union	\$1,000	\$1,000
Town of Wheeler	\$1,000	\$1,000
Town of Woodhull	\$1,000	\$1,000

Municipality	District	DEM	REP
Steuben County		\$1,000	\$1,483
County Legislator	1	\$1,000	\$1,000
	2	\$1,000	\$1,000
	3	\$1,000	\$1,000
	4	\$1,000	\$1,000
	5	\$1,000	\$1,000
	6	\$1,000	\$1,000
	7	\$1,000	\$1,000
	8	\$1,000	\$1,000
	9	\$1,000	\$1,000
	10	\$1,000	\$1,000
	11	\$1,000	\$1,000
	12	\$1,000	\$1,000
	13	\$1,000	\$1,000
City of Corning		\$1,000	\$1,000
Corning City Council	1	\$1,000	\$1,000
Corning City Council	2	\$1,000	\$1,000
Corning City Council	3	\$1,000	\$1,000
Corning City Council	4	\$1,000	\$1,000
Corning City Council	5	\$1,000	\$1,000
Corning City Council	6	\$1,000	\$1,000
Corning City Council	7	\$1,000	\$1,000
Corning City Council	8	\$1,000	\$1,000
City of Hornell		\$1,000	\$1,000
Hornell City Alderme	1	\$1,000	\$1,000
Hornell City Alderme	2	\$1,000	\$1,000
Hornell City Alderme	3	\$1,000	\$1,000
Hornell City Alderme	4	\$1,000	\$1,000
Hornell City Alderme	5	\$1,000	\$1,000
Hornell City Alderme	6	\$1,000	\$1,000
Hornell City Alderme	7	\$1,000	\$1,000
Hornell City Alderme	8	\$1,000	\$1,000
Hornell City Alderme	9	\$1,000	\$1,000
Hornell City Alderme	10	\$1,000	\$1,000

Suffolk County:

	General		Primary			
	Individual	All Family	Democratic Individual	Family	Republican Individual	Family
Suffolk County	\$48,856.95	\$100,000.00	\$16,835.75	\$84,178.75	\$15,789.35	\$78,946.75
1st Legislative District	\$3,009.15	\$15,045.75	\$1,000.00	\$4,191.00	\$1,110.00	\$5,550.00
2nd Legislative District	\$3,176.70	\$15,883.50	\$1,182.20	\$5,911.00	\$1,000.00	\$4,579.00
3rd Legislative District	\$2,388.80	\$11,944.00	\$1,000.00	\$4,002.25	\$1,000.00	\$3,710.25
4th Legislative District	\$2,576.30	\$12,881.50	\$1,000.00	\$4,029.00	\$1,000.00	\$4,427.25
5th Legislative District	\$2,901.20	\$14,506.00	\$1,055.95	\$5,279.75	\$1,000.00	\$4,504.25
6th Legislative District	\$2,890.20	\$14,451.00	\$1,000.00	\$4,177.00	\$1,034.85	\$5,174.25
7th Legislative District	\$2,451.30	\$12,256.50	\$1,000.00	\$4,236.00	\$1,000.00	\$3,833.25
8th Legislative District	\$2,888.25	\$14,441.25	\$1,000.00	\$4,093.75	\$1,098.35	\$5,491.75
9th Legislative District	\$1,838.25	\$9,191.25	\$1,063.20	\$5,316.00	\$1,000.00	\$1,250.00
10th Legislative District	\$2,687.95	\$13,439.75	\$1,000.00	\$4,137.75	\$1,000.00	\$4,939.00
11th Legislative District	\$2,773.10	\$13,865.50	\$1,000.00	\$4,294.75	\$1,000.00	\$4,990.75
12th Legislative District	\$2,878.65	\$14,393.25	\$1,000.00	\$4,008.50	\$1,102.35	\$5,511.75
13th Legislative District	\$3,064.70	\$15,323.50	\$1,000.00	\$4,196.25	\$1,188.85	\$5,944.25
14th Legislative District	\$2,573.85	\$12,869.25	\$1,000.00	\$4,096.25	\$1,000.00	\$4,372.25
15th Legislative District	\$2,438.95	\$12,194.75	\$1,271.60	\$6,358.00	\$1,000.00	\$2,374.25
16th Legislative District	\$2,609.05	\$13,045.25	\$1,024.80	\$5,124.00	\$1,000.00	\$3,765.50
17th Legislative District	\$2,656.75	\$13,283.75	\$1,051.80	\$5,259.00	\$1,000.00	\$3,824.75
18th Legislative District	\$3,074.40	\$15,372.00	\$1,096.40	\$5,482.00	\$1,000.00	\$4,776.00
District Court, 1st District	\$43,859.50	\$100,000.00	\$15,113.40	\$75,567.00	\$14,208.10	\$71,040.50
	General		Primary			
	Individual	All Family	Democratic Individual	Family	Republican Individual	Family
Town of Babylon	\$6,581.90	\$32,909.50	\$2,704.50	\$13,522.50	\$1,819.35	\$9,096.75
Town of Brookhaven	\$15,706.25	\$78,531.25	\$5,039.30	\$25,196.50	\$5,238.95	\$26,194.75
Town of East Hampton	\$1,000.00	\$4,514.50	\$1,000.00	\$2,039.25	\$1,000.00	\$1,250.00
Town of Huntington	\$7,200.60	\$36,003.00	\$2,526.60	\$12,633.00	\$2,271.80	\$11,359.00
Town of Islip	\$10,089.85	\$50,449.25	\$3,700.30	\$18,501.50	\$3,168.10	\$15,840.50
Town of Riverhead	\$1,109.30	\$5,546.50	\$1,000.00	\$1,538.00	\$1,000.00	\$2,000.75
Town of Shelter Island	\$1,000.00	\$1,250.00	\$1,000.00	\$1,250.00	\$1,000.00	\$1,250.00
Town of Smithtown	\$4,282.05	\$21,410.25	\$1,142.70	\$5,713.50	\$1,709.90	\$8,549.50
Town of Southampton	\$2,012.40	\$10,062.00	\$1,000.00	\$3,438.50	\$1,000.00	\$3,167.00
Town of Southold	\$1,000.00	\$4,281.50	\$1,000.00	\$1,351.00	\$1,000.00	\$1,567.50
Town of Brookhaven, Council District 1	\$2,752.75	\$13,763.75	\$1,002.95	\$5,014.75	\$1,000.00	\$4,270.50
Town of Brookhaven, Council District 2	\$2,687.00	\$13,435.00	\$1,000.00	\$3,834.25	\$1,000.00	\$4,847.00
Town of Brookhaven, Council District 3	\$2,643.75	\$13,218.75	\$1,000.00	\$4,062.00	\$1,000.00	\$4,597.50
Town of Brookhaven, Council District 4	\$2,397.55	\$11,987.75	\$1,000.00	\$4,433.75	\$1,000.00	\$3,524.00
Town of Brookhaven, Council District 5	\$2,601.60	\$13,008.00	\$1,000.00	\$4,008.25	\$1,000.00	\$4,501.75
Town of Brookhaven, Council District 6	\$2,632.25	\$13,161.25	\$1,000.00	\$3,843.50	\$1,000.00	\$4,499.00

Sullivan County:

Office	Indv. Limit	Family Limit
Family Court Judge	\$ 2,387.25	
All town positions	\$ 1,000.00	\$ 1,250.00
County Wide	\$ 2,411.00	\$ 12,055.00

Tioga County:

Primary	Contribution Limits by Party	
Individuals		
Offices	DEM	REP
All Offices	\$ 1,000.00	\$ 1,000.00
Family Members		
Offices	DEM	REP
County Offices	\$ 2,083.25	\$ 3,584.50
Owego Town Offices	\$ 1,250.00	\$ 1,482.25
All Other Offices	\$ 1,250.00	\$ 1,250.00

General		
Non-Family Members		
Offices	Contribution Limit	
County Offices	\$	1,610.05
All Other Offices	\$	1,000.00
Family Members		
Offices	Contribution Limit	
County Offices	\$	8,050.25
Barton Town Offices	\$	1,268.00
Owego Town Offices	\$	3,337.50
All Other Offices	\$	1,250.00

Tompkins County:

OFFICE	CONTRIBUTION	CONTRIBUTION	CONTRIBUTION	CONTRIBUTION	CONTRIBUTION	CONTRIBUTION
	LIMIT	LIMIT	LIMIT	LIMIT	LIMIT	LIMIT
	GENERAL	GENERAL	DEMOCRATIC	DEMOCRATIC	REPUBLICAN	REPUBLICAN
	ELECTION	ELECTION	PRIMARY	PRIMARY	PRIMARY	PRIMARY
	INDIVIDUAL	FAMILY	INDIVIDUAL	FAMILY	INDIVIDUAL	PRIMARY FAMILY
TOMPKINS COUNTY	\$ 2,932.20	\$ 14,661.00	\$ 1,610.25	\$ 8,051.25	\$ 1,000.00	\$ 2,794.50
CITY OF ITHACA	\$ 1,000.00	\$ 3,154.50	\$ 1,000.00	\$ 2,264.00	\$ 1,000.00	\$ 1,250.00
WARD 1	\$ 1,000.00	\$ 1,250.00	\$ 1,000.00	\$ 1,250.00	\$ 1,000.00	\$ 1,250.00
WARD 2	\$ 1,000.00	\$ 1,250.00	\$ 1,000.00	\$ 1,250.00	\$ 1,000.00	\$ 1,250.00
WARD 3	\$ 1,000.00	\$ 1,250.00	\$ 1,000.00	\$ 1,250.00	\$ 1,000.00	\$ 1,250.00
WARD 4	\$ 1,000.00	\$ 1,250.00	\$ 1,000.00	\$ 1,250.00	\$ 1,000.00	\$ 1,250.00
WARD 5	\$ 1,000.00	\$ 1,250.00	\$ 1,000.00	\$ 1,250.00	\$ 1,000.00	\$ 1,250.00
CAROLINE	\$ 1,000.00	\$ 1,250.00	\$ 1,000.00	\$ 1,250.00	\$ 1,000.00	\$ 1,250.00
DANBY	\$ 1,000.00	\$ 1,250.00	\$ 1,000.00	\$ 1,250.00	\$ 1,000.00	\$ 1,250.00
DRYDEN	\$ 1,000.00	\$ 2,360.75	\$ 1,000.00	\$ 1,250.00	\$ 1,000.00	\$ 1,250.00
ENFIELD	\$ 1,000.00	\$ 1,250.00	\$ 1,000.00	\$ 1,250.00	\$ 1,000.00	\$ 1,250.00
GROTON	\$ 1,000.00	\$ 1,250.00	\$ 1,000.00	\$ 1,250.00	\$ 1,000.00	\$ 1,250.00
TOWN OF ITHACA	\$ 1,000.00	\$ 2,609.00	\$ 1,000.00	\$ 1,676.50	\$ 1,000.00	\$ 1,250.00
LANSING	\$ 1,000.00	\$ 1,978.75	\$ 1,000.00	\$ 1,250.00	\$ 1,000.00	\$ 1,250.00
NEWFIELD	\$ 1,000.00	\$ 1,250.00	\$ 1,000.00	\$ 1,250.00	\$ 1,000.00	\$ 1,250.00
ULYSSES	\$ 1,000.00	\$ 1,250.00	\$ 1,000.00	\$ 1,250.00	\$ 1,000.00	\$ 1,250.00
LD 1	\$ 1,000.00	\$ 1,250.00	\$ 1,000.00	\$ 1,250.00	\$ 1,000.00	\$ 1,250.00
LD 2	\$ 1,000.00	\$ 1,250.00	\$ 1,000.00	\$ 1,250.00	\$ 1,000.00	\$ 1,250.00
LD 3	\$ 1,000.00	\$ 1,250.00	\$ 1,000.00	\$ 1,250.00	\$ 1,000.00	\$ 1,250.00
LD 4	\$ 1,000.00	\$ 1,250.00	\$ 1,000.00	\$ 1,250.00	\$ 1,000.00	\$ 1,250.00
LD 5	\$ 1,000.00	\$ 1,375.25	\$ 1,000.00	\$ 1,250.00	\$ 1,000.00	\$ 1,250.00
LD 6	\$ 1,000.00	\$ 1,399.75	\$ 1,000.00	\$ 1,250.00	\$ 1,000.00	\$ 1,250.00
LD 7	\$ 1,000.00	\$ 1,392.75	\$ 1,000.00	\$ 1,250.00	\$ 1,000.00	\$ 1,250.00
LD 8	\$ 1,000.00	\$ 1,250.00	\$ 1,000.00	\$ 1,250.00	\$ 1,000.00	\$ 1,250.00
LD 9	\$ 1,000.00	\$ 1,250.00	\$ 1,000.00	\$ 1,250.00	\$ 1,000.00	\$ 1,250.00
LD 10	\$ 1,000.00	\$ 1,250.00	\$ 1,000.00	\$ 1,250.00	\$ 1,000.00	\$ 1,250.00
LD 11	\$ 1,000.00	\$ 1,250.00	\$ 1,000.00	\$ 1,250.00	\$ 1,000.00	\$ 1,250.00
LD 12	\$ 1,000.00	\$ 1,250.00	\$ 1,000.00	\$ 1,250.00	\$ 1,000.00	\$ 1,250.00
LD 13	\$ 1,000.00	\$ 1,250.00	\$ 1,000.00	\$ 1,250.00	\$ 1,000.00	\$ 1,250.00
LD 14	\$ 1,000.00	\$ 1,250.00	\$ 1,000.00	\$ 1,250.00	\$ 1,000.00	\$ 1,250.00

Ulster County:

Individual Municipality	Primary		General
	Dem	Rep	
Ulster	\$ 2,544.00	\$ 1,390.00	\$ 6,110.00
City of Kingston	\$ 1,000.00	\$ 1,000.00	\$ 1,000.00
Denning	\$ 1,000.00	\$ 1,000.00	\$ 1,000.00
Esopus	\$ 1,000.00	\$ 1,000.00	\$ 1,000.00
Gardiner	\$ 1,000.00	\$ 1,000.00	\$ 1,000.00
Hardenburgh	\$ 1,000.00	\$ 1,000.00	\$ 1,000.00
Hurley	\$ 1,000.00	\$ 1,000.00	\$ 1,000.00
Town of Kingston	\$ 1,000.00	\$ 1,000.00	\$ 1,000.00
Lloyd	\$ 1,000.00	\$ 1,000.00	\$ 1,000.00
Marbletown	\$ 1,000.00	\$ 1,000.00	\$ 1,000.00
Marlborough	\$ 1,000.00	\$ 1,000.00	\$ 1,000.00
New Paltz	\$ 1,000.00	\$ 1,000.00	\$ 1,000.00
Olive	\$ 1,000.00	\$ 1,000.00	\$ 1,000.00
Plattekill	\$ 1,000.00	\$ 1,000.00	\$ 1,000.00
Rochester	\$ 1,000.00	\$ 1,000.00	\$ 1,000.00
Rosendale	\$ 1,000.00	\$ 1,000.00	\$ 1,000.00
Saugerties	\$ 1,000.00	\$ 1,000.00	\$ 1,000.00
Shandaken	\$ 1,000.00	\$ 1,000.00	\$ 1,000.00
Shawangunk	\$ 1,000.00	\$ 1,000.00	\$ 1,000.00
Ulster	\$ 1,000.00	\$ 1,000.00	\$ 1,000.00
Wawarsing	\$ 1,000.00	\$ 1,000.00	\$ 1,000.00
Woodstock	\$ 1,000.00	\$ 1,000.00	\$ 1,000.00
County Legislature, District 1	\$ 1,000.00	\$ 1,000.00	\$ 1,000.00
County Legislature, District 2	\$ 1,000.00	\$ 1,000.00	\$ 1,000.00
County Legislature, District 3	\$ 1,000.00	\$ 1,000.00	\$ 1,000.00
County Legislature, District 4	\$ 1,000.00	\$ 1,000.00	\$ 1,000.00
County Legislature, District 5	\$ 1,000.00	\$ 1,000.00	\$ 1,000.00
County Legislature, District 6	\$ 1,000.00	\$ 1,000.00	\$ 1,000.00
County Legislature, District 7	\$ 1,000.00	\$ 1,000.00	\$ 1,000.00
County Legislature, District 8	\$ 1,000.00	\$ 1,000.00	\$ 1,000.00
County Legislature, District 9	\$ 1,000.00	\$ 1,000.00	\$ 1,000.00
County Legislature, District 10	\$ 1,000.00	\$ 1,000.00	\$ 1,000.00
County Legislature, District 11	\$ 1,000.00	\$ 1,000.00	\$ 1,000.00
County Legislature, District 12	\$ 1,000.00	\$ 1,000.00	\$ 1,000.00
County Legislature, District 13	\$ 1,000.00	\$ 1,000.00	\$ 1,000.00
County Legislature, District 14	\$ 1,000.00	\$ 1,000.00	\$ 1,000.00
County Legislature, District 15	\$ 1,000.00	\$ 1,000.00	\$ 1,000.00
County Legislature, District 16	\$ 1,000.00	\$ 1,000.00	\$ 1,000.00
County Legislature, District 17	\$ 1,000.00	\$ 1,000.00	\$ 1,000.00
County Legislature, District 18	\$ 1,000.00	\$ 1,000.00	\$ 1,000.00
County Legislature, District 19	\$ 1,000.00	\$ 1,000.00	\$ 1,000.00
County Legislature, District 20	\$ 1,000.00	\$ 1,000.00	\$ 1,000.00
County Legislature, District 21	\$ 1,000.00	\$ 1,000.00	\$ 1,000.00
County Legislature, District 22	\$ 1,000.00	\$ 1,000.00	\$ 1,000.00
County Legislature, District 23	\$ 1,000.00	\$ 1,000.00	\$ 1,000.00

Warren County:

Primary	Individual	Family
County-Dem	\$ 1,000.00	\$ 3,143.25
County-Rep	\$ 1,000.00	\$ 4,809.25
Town	\$ 1,000.00	\$ 1,250.00
General	Individual	Family
County	\$ 2,291.55	\$ 11,457.75
Town	\$ 1,000.00	\$ 1,250.00

Washington County:

Primary	Individual	Family
County-Dem	\$ 1,000.00	\$ 2,317.00
County-Rep	\$ 1,000.00	\$ 3,859.25
Town	\$ 1,000.00	\$ 1,250.00
General	Individual	Family
County	\$ 1,860.70	\$ 9,303.50
Town of Kinsbury	\$ 1,000.00	\$ 1,763.25
All other Towns	\$ 1,000.00	\$ 1,250.00

Wayne County:

Primary	Individual	Family
County-Dem	\$ 1,000.00	\$ 3,569.25
County-Rep	\$ 1,192.00	\$ 5,959.50
All Town	\$ 1,000.00	\$ 1,250.00
General	Individual	Family
County	\$ 2,992.00	\$ 14,611.75
Town of Arcadia	\$ 1,000.00	\$ 2,044.25
Town of Butler	\$ 1,000.00	\$ 1,250.00
Town of Galen	\$ 1,000.00	\$ 1,250.00
Town of Huron	\$ 1,000.00	\$ 1,250.00
Town of Lyons	\$ 1,000.00	\$ 1,250.00
Town of Macedon	\$ 1,000.00	\$ 1,561.00
Town of Marion	\$ 1,000.00	\$ 1,250.00
Town of Ontaio	\$ 1,000.00	\$ 1,837.00
Town of Palmyra	\$ 1,000.00	\$ 1,250.00
Town of Rose	\$ 1,000.00	\$ 1,250.00
Town of Savannah	\$ 1,000.00	\$ 1,250.00
Town of Sodus	\$ 1,000.00	\$ 1,250.00
Town of Walworth	\$ 1,000.00	\$ 1,664.00
Town of Williamson	\$ 1,000.00	\$ 1,250.00
Town of Wolcott	\$ 1,000.00	\$ 1,250.00
Village of Sodus Point	\$ 1,000.00	\$ 1,250.00
Village of Red Creek	\$ 1,000.00	\$ 1,250.00

Westchester County:

PRIMARY			General		
BEDFORD	\$ 1,000.00		TOWNS	INDIVIDUAL	FAMILY
CORTLANDT			BEDFORD	\$ 1,000.00	\$ 3,036.00
Town	\$ 1,000.00		CORTLANDT:		
Village of Croton-on-Hudson	\$ 1,000.00		Town	\$ 1,488.00	\$ 7,439.00
EASTCHESTER	\$ 1,000.00		Village of Croton-on-Hudson	\$ 1,000.00	\$ 1,525.00
Village of Bronxville	\$ 1,000.00		EASTCHESTER		
Village of Tuckahoe	\$ 1,000.00		Town	\$ 1,200.00	\$ 5,998.00
GREENBURGH	\$ 1,865.00		Village of Bronxville	\$ 1,000.00	\$ 1,250.00
Village of Ardsley	\$ 1,000.00		Village of Tuckahoe	\$ 1,000.00	\$ 1,250.00
Village of Dobbs Ferry	\$ 1,000.00		GREENBURGH:	\$ 3,328.00	\$ 16,641.00
Village of Elmsford	\$ 1,000.00		Village of Ardsley	\$ 1,000.00	\$ 1,250.00
Village of Hastings on Hudson	\$ 1,000.00		Village of Dobbs Ferry	\$ 1,000.00	\$ 1,988.00
Village of Irvington	\$ 1,000.00		Village of Elmsford	\$ 1,000.00	\$ 1,250.00
Village of Tarrytown	\$ 1,000.00		Village of Hastings on Hudson	\$ 1,000.00	\$ 1,572.00
HARRISON	\$ 1,000.00		Village of Irvington	\$ 1,000.00	\$ 1,250.00
LEWISBORO	\$ 1,000.00		Village of Tarrytown	\$ 1,000.00	\$ 1,983.00
MAMARONECK:	\$ 1,000.00		HARRISON	\$ 1,000.00	\$ 4,552.00
Village of Mamaroneck	\$ 1,000.00		LEWISBORO	\$ 1,000.00	\$ 2,504.00
Village of Larchmont	\$ 1,000.00		MAMARONECK:	\$ 1,047.00	\$ 5,235.00
2022 PRIMARY ELECTION			Village of Mamaroneck	\$ 1,000.00	\$ 3,114.00
OFFICIAL CONTRIBUTION LIMITS			Village of Larchmont	\$ 1,000.00	\$ 1,250.00
			MT. KISCO	\$ 1,000.00	\$ 1,536.00
INDIVIDUAL AND CORPORATE CONTRIBUTION	DEM	REP	MT. PLEASANT	\$ 1,496.00	\$ 7,481.00
MT KISCO	\$ 1,000.00	\$ 1,000.00	Village of Pleasantville	\$ 1,000.00	\$ 1,309.00
MT PLEASANT	\$ 1,000.00	\$ 1,000.00	Village of Sleepy Hollow	\$ 1,000.00	\$ 1,348.00
Village of Pleasantville	\$ 1,000.00	\$ 1,000.00	NEW CASTLE	\$ 1,000.00	\$ 3,395.00
Village of Sleepy Hollow	\$ 1,000.00	\$ 1,000.00	NORTH CASTLE	\$ 1,000.00	\$ 2,461.00
NEW CASTLE	\$ 1,000.00	\$ 1,000.00	NORTH SALEM	\$ 1,000.00	\$ 1,250.00
NORTH CASTLE	\$ 1,000.00	\$ 1,000.00	OSSINING	\$ 1,167.00	\$ 5,837.00
NORTH SALEM	\$ 1,000.00	\$ 1,000.00	Village of Ossining	\$ 1,000.00	\$ 3,319.00
OSSINING	\$ 1,000.00	\$ 1,000.00	PELHAM	\$ 1,000.00	\$ 2,304.00
Village of Ossining	\$ 1,000.00	\$ 1,000.00	Village of Pelham	\$ 1,000.00	\$ 1,250.00
PELHAM	\$ 1,000.00	\$ 1,000.00	POUND RIDGE	\$ 1,000.00	\$ 1,250.00
Village of Pelham	\$ 1,000.00	\$ 1,000.00	RYE TOWN	\$ 1,317.00	\$ 6,587.00
POUND RIDGE	\$ 1,000.00	\$ 1,000.00	Village of Rye Brook	\$ 1,000.00	\$ 1,872.00
RYE TOWN	\$ 1,000.00	\$ 1,000.00	SCARSDALE	\$ 1,000.00	\$ 3,201.00
Village of Rye Brook	\$ 1,000.00	\$ 1,000.00	SOMERS	\$ 1,000.00	\$ 4,155.00

SCARSDALE	\$ 1,000.00	\$ 1,000.00	YORKTOWN	\$ 1,377.00	\$ 6,884.00
SOMERS	\$ 1,000.00	\$ 1,000.00	MT. VERNON	\$ 2,105.00	\$ 10,526.00
YORKTOWN	\$ 1,000.00	\$ 1,000.00	NEW ROCHELLE:	\$ 2,407.00	\$ 12,037.00
MT VERNON	\$ 1,555.00	\$ 1,000.00	1ST COUNCIL DISTRICT	\$ 1,000.00	\$ 1,309.00
NEW ROCHELLE (CITY-WIDE)	\$ 1,317.00	\$ 1,000.00	2ND COUNCIL DISTRICT	\$ 1,000.00	\$ 2,271.00
1ST COUNCIL DISTRICT	\$ 1,000.00	\$ 1,000.00	3RD COUNCIL DISTRICT	\$ 1,000.00	\$ 1,854.00
2ND COUNCIL DISTRICT	\$ 1,000.00	\$ 1,000.00	4TH COUNCIL DISTRICT	\$ 1,000.00	\$ 1,925.00
3RD COUNCIL DISTRICT	\$ 1,000.00	\$ 1,000.00	5TH COUNCIL DISTRICT	\$ 1,000.00	\$ 2,207.00
4TH COUNCIL DISTRICT	\$ 1,000.00	\$ 1,000.00	6TH COUNCIL DISTRICT	\$ 1,000.00	\$ 2,509.00
5TH COUNCIL DISTRICT	\$ 1,000.00	\$ 1,000.00	PEEKSKILL	\$ 1,000.00	\$ 3,327.00
6TH COUNCIL DISTRICT	\$ 1,000.00	\$ 1,000.00	RYE CITY	\$ 1,000.00	\$ 2,929.00
PEEKSKILL	\$ 1,000.00	\$ 1,000.00	WHITE PLAINS	\$ 1,854.00	\$ 9,272.00
RYE CITY	\$ 1,000.00	\$ 1,000.00	YONKERS:	\$ 5,841.00	\$ 29,206.00
WHITE PLAINS	\$ 1,018.00	\$ 1,000.00	1ST COUNCIL DISTRICT	\$ 1,000.00	\$ 4,513.00
YONKERS (CITY-WIDE)	\$ 3,186.00	\$ 1,021.00	2ND COUNCIL DISTRICT	\$ 1,000.00	\$ 3,495.00
1ST COUNCIL DISTRICT	\$ 1,000.00	\$ 1,000.00	3RD COUNCIL DISTRICT	\$ 1,000.00	\$ 4,648.00
2ND COUNCIL DISTRICT	\$ 1,000.00	\$ 1,000.00	4TH COUNCIL DISTRICT	\$ 1,004.00	\$ 5,019.00
3RD COUNCIL DISTRICT	\$ 1,000.00	\$ 1,000.00	5TH COUNCIL DISTRICT	\$ 1,134.00	\$ 5,672.00
4TH COUNCIL DISTRICT	\$ 1,000.00	\$ 1,000.00	6TH COUNCIL DISTRICT	\$ 1,172.00	\$ 5,860.00
5TH COUNCIL DISTRICT	\$ 1,000.00	\$ 1,000.00	CLD1	\$ 1,917.00	\$ 9,586.00
6TH COUNCIL DISTRICT	\$ 1,000.00	\$ 1,000.00	CLD2	\$ 1,957.00	\$ 9,783.00
FAMILY CONTRIBUTION LIMITS	DEM	REP	CLD3	\$ 2,097.00	\$ 10,484.00
BEDFORD	\$ 1,340.00	\$ 1,250.00	CLD4	\$ 2,163.00	\$ 10,815.00
CORTLANDT	\$ 3,296.00	\$ 1,705.00	CLD5	\$ 2,142.00	\$ 10,710.00
Village of Croton-On-Hudson	\$ 1,250.00	\$ 1,250.00	CLD6	\$ 1,730.00	\$ 8,650.00
EASTCHESTER	\$ 2,140.00	\$ 1,975.00	CLD7	\$ 2,103.00	\$ 10,517.00
Village of Bronxville	\$ 1,250.00	\$ 1,250.00	CLD8	\$ 1,739.00	\$ 8,697.00
Village of Tuckahoe	\$ 1,250.00	\$ 1,250.00	CLD9	\$ 1,928.00	\$ 9,638.00
GREENBURGH	\$ 9,327.00	\$ 2,699.00	CLD10	\$ 1,993.00	\$ 9,966.00
Village of Ardsley	\$ 1,250.00	\$ 1,250.00	CLD11	\$ 1,700.00	\$ 8,502.00
Village of Dobbs Ferry	\$ 1,250.00	\$ 1,250.00	CLD12	\$ 2,061.00	\$ 10,307.00
Village of Elmsford	\$ 1,250.00	\$ 1,250.00	CLD13	\$ 1,682.00	\$ 8,411.00
Village of Hastings on Hudson	\$ 1,250.00	\$ 1,250.00	CLD14	\$ 1,726.00	\$ 8,628.00
Village of Irvington	\$ 1,250.00	\$ 1,250.00	CLD15	\$ 1,964.00	\$ 9,820.00
Village of Tarrytown	\$ 1,250.00	\$ 1,250.00	CLD16	\$ 1,606.00	\$ 8,032.00
HARRISON	\$ 1,597.00	\$ 1,393.00	CLD17	\$ 1,210.00	\$ 6,049.00

LEWISBORO	\$ 1,250.00	\$ 1,250.00
MAMARONECK	\$ 2,722.00	\$ 1,250.00
Village of Mamaroneck	\$ 1,444.00	\$ 1,250.00
Village of Larchmont	\$ 1,250.00	\$ 1,250.00
MT KISCO	\$ 1,250.00	\$ 1,250.00
MT PLEASANT	\$ 2,980.00	\$ 2,074.00
Village of Pleasantville	\$ 1,250.00	\$ 1,250.00
Village of Sleepy Hollow	\$ 1,250.00	\$ 1,250.00
NEW CASTLE	\$ 1,802.00	\$ 1,250.00
NORTH CASTLE	\$ 1,250.00	\$ 1,250.00
NORTH SALEM	\$ 1,250.00	\$ 1,250.00
OSSINING	\$ 3,050.00	\$ 1,250.00
Village of Briarcliff Manor	\$ 1,250.00	\$ 1,250.00
Village of Ossining	\$ 1,836.00	\$ 1,250.00
PELHAM	\$ 1,250.00	\$ 1,250.00
Village of Pelham	\$ 1,250.00	\$ 1,250.00
POUND RIDGE	\$ 1,250.00	\$ 1,250.00
RYE TOWN	\$ 2,969.00	\$ 1,250.00
Village of Rye Brook	\$ 1,250.00	\$ 1,250.00
SCARSDALE	\$ 1,699.00	\$ 1,250.00
SOMERS	\$ 1,383.00	\$ 1,411.00
YORKTOWN	\$ 2,503.00	\$ 2,083.00
MT VERNON	\$ 7,777.00	\$ 1,250.00
NEW ROCHELLE (CITY -WIDE)	\$ 6,585.00	\$ 2,071.00
1ST COUNCIL DISTRICT	\$ 1,250.00	\$ 1,250.00
2ND COUNCIL DISTRICT	\$ 1,250.00	\$ 1,250.00
3RD COUNCIL DISTRICT	\$ 1,254.00	\$ 1,250.00
4TH COUNCIL DISTRICT	\$ 1,250.00	\$ 1,250.00
5TH COUNCIL DISTRICT	\$ 1,250.00	\$ 1,250.00
6TH COUNCIL DISTRICT	\$ 1,250.00	\$ 1,250.00
PEEKSKILL	\$ 1,824.00	\$ 1,250.00
RYE CITY	\$ 1,250.00	\$ 1,250.00
WHITE PLAINS	\$ 5,089.00	\$ 1,631.00
YONKERS (CITY WIDE)	\$ 15,932.00	\$ 5,107.00
1ST COUNCIL DISTRICT	\$ 3,180.00	\$ 1,250.00
2ND COUNCIL DISTRICT	\$ 2,361.00	\$ 1,250.00
3RD COUNCIL DISTRICT	\$ 2,701.00	\$ 1,250.00
4TH COUNCIL DISTRICT	\$ 2,404.00	\$ 1,250.00
5TH COUNCIL DISTRICT	\$ 2,694.00	\$ 1,374.00
6TH COUNCIL DISTRICT	\$ 2,593.00	\$ 1,461.00

Wyoming County:

Town	Individual	Family
Arcade	\$ 1,000.00	\$ 1,250.00
Attica	\$ 1,000.00	\$ 1,250.00
Bennington	\$ 1,000.00	\$ 1,250.00
Castile	\$ 1,000.00	\$ 1,250.00
Covington	\$ 1,000.00	\$ 1,250.00
Eagle	\$ 1,000.00	\$ 1,250.00
Gainesville	\$ 1,000.00	\$ 1,250.00
Genesee Falls	\$ 1,000.00	\$ 1,250.00
Java	\$ 1,000.00	\$ 1,250.00
Middlebury	\$ 1,000.00	\$ 1,250.00
Orangeville	\$ 1,000.00	\$ 1,250.00
Perry	\$ 1,000.00	\$ 1,250.00
Pike	\$ 1,000.00	\$ 1,250.00
Sheldon	\$ 1,000.00	\$ 1,250.00
Warsaw	\$ 1,000.00	\$ 1,250.00
Wethersfield	\$ 1,000.00	\$ 1,250.00
County	\$ 1,250.00	\$ 6,172.50

Yates County:

Any Office-Individual	\$ 1,000.00
Town and legislative-Family	\$ 1,250.00
County wide-Family	\$ 3,471.00